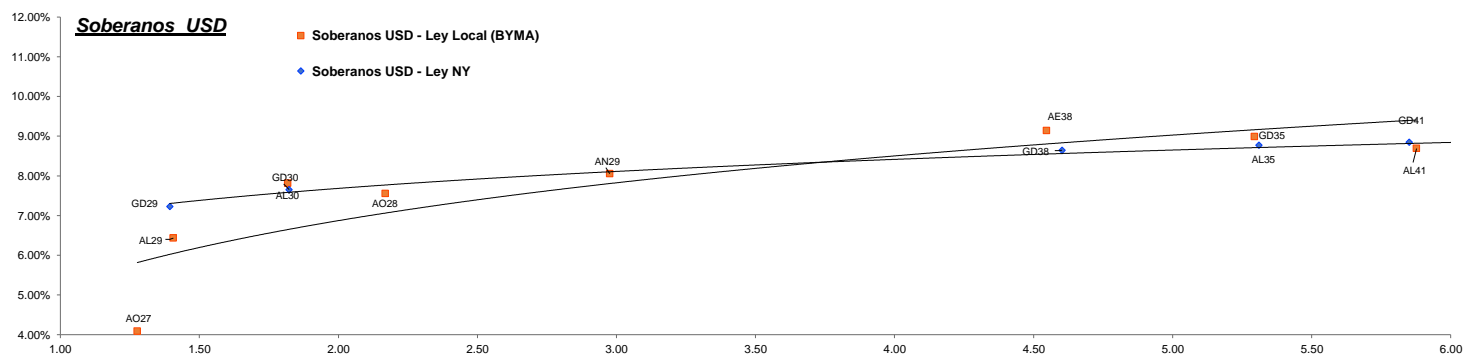


Fixed Income Research

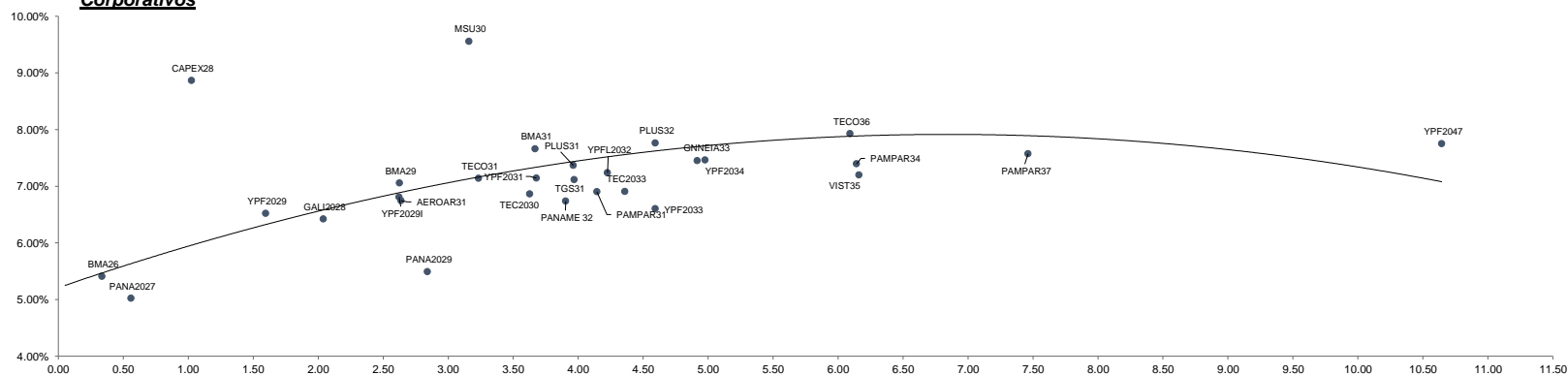
| Bond | Ticker | Maturity | V.R. (%) | Price | TEA | TNA | Next coupon | Cupon | Frec | Parity | M Dur | Outstanding (MM) | 29-may | MoM |
|---|---------|-----------|----------|--------|--------|--------|-------------|---------|-------|--------|-------|------------------|--------|--------|
| Soberanos USD | | | | | | | | | | | | | | |
| Bonos Intern. 2029 Ley N.Y. - Step up | GD29 | 09-jul-29 | 70.00% | 91.35 | 7.36% | 7.23% | 09-jul-26 | 1.000% | Sem. | 91% | 1.39 | \$ 1,844.52 | 90.38 | 1.07% |
| Bonos Intern. 2030 Ley N.Y. - Step up | GD30 | 09-jul-30 | 72.00% | 88.61 | 7.80% | 7.65% | 09-jul-26 | 0.750% | Sem. | 89% | 1.82 | \$ 9,782.95 | 87.25 | 1.56% |
| Bonos Intern. 2035 Ley N.Y. - Step up | GD35 | 09-jul-35 | 100.00% | 80.11 | 8.97% | 8.77% | 09-jul-26 | 4.125% | Sem. | 80% | 5.31 | \$ 20,501.72 | 77.20 | 3.77% |
| Bonos Intern. 2038 Ley N.Y. - Step up | GD38 | 09-ene-38 | 100.00% | 83.48 | 8.83% | 8.65% | 09-jul-26 | 5.000% | Sem. | 84% | 4.60 | \$ 11,405.07 | 80.56 | 3.62% |
| Bonos Intern. 2041 Ley N.Y. - Step up | GD41 | 09-jul-41 | 100.00% | 74.90 | 9.04% | 8.85% | 09-jul-26 | 3.500% | Sem. | 75% | 5.85 | \$ 10,482.11 | 71.78 | 4.35% |
| Bonos Intern. 2046 Ley N.Y. - Step up | GD46 | 09-jul-46 | 93.18% | 76.60 | 8.89% | 8.70% | 09-jul-26 | 4.125% | Sem. | 77% | 6.13 | \$ 1,949.36 | 73.63 | 4.03% |
| BONAR 2027 - (BYMA, dirty, MEP) | AO27 | 29-oct-27 | 100.00% | 102.50 | 4.16% | 4.08% | 31-jul-26 | 6.000% | Sem. | 102% | 1.28 | \$ 995.37 | 101.60 | 0.89% |
| BONAR 2028 - (BYMA, dirty, MEP) | AO28 | 31-oct-28 | 100.00% | 96.69 | 7.82% | 7.55% | 31-jul-26 | 6.000% | Sem. | 97% | 2.17 | \$ 436.15 | 95.35 | 1.41% |
| BONAR 2029 - step up (BYMA, dirty, MEP) | AL29 | 09-jul-29 | 70.00% | 65.00 | 6.54% | 6.43% | 09-jul-26 | 1.000% | Sem. | 92% | 1.41 | \$ 976.43 | 63.75 | 1.96% |
| BONAR 2029 - (BYMA, dirty, MEP) | AN29 | 30-nov-29 | 100.00% | 95.96 | 8.22% | 8.05% | 30-nov-26 | 6.500% | Sem. | 95% | 2.98 | \$ 1,000.00 | 93.21 | 2.94% |
| BONAR 2030 - step up (BYMA, dirty, MEP) | AL30 | 10-jul-30 | 72.00% | 64.12 | 7.97% | 7.81% | 10-jul-26 | 0.750% | Sem. | 89% | 1.82 | \$ 9,433.97 | 63.97 | 0.23% |
| BONAR 2035 - step up (BYMA, dirty, MEP) | AL35 | 09-jul-35 | 100.00% | 81.16 | 9.19% | 8.99% | 09-jul-26 | 4.125% | Sem. | 80% | 5.29 | \$ 10,151.85 | 78.77 | 3.03% |
| BONAR 2038 - step up (BYMA, dirty, MEP) | AE38 | 09-ene-38 | 100.00% | 83.97 | 9.35% | 9.14% | 09-jul-26 | 5.000% | Sem. | 82% | 4.55 | \$ 7,231.45 | 81.39 | 3.17% |
| BONAR 2041 - step up (BYMA, dirty, MEP) | AL41 | 09-jul-41 | 100.00% | 77.29 | 8.88% | 8.69% | 09-jul-26 | 3.500% | Sem. | 76% | 5.88 | \$ 1,542.23 | 73.61 | 5.00% |
| Soberanos Euros | | | | | | | | | | | | | | |
| Bonos Intern. 2029 Euros - Step up | GE29 | 09-jul-29 | 70.00% | 90.88 | 7.18% | 7.05% | 09-jul-26 | 0.500% | Sem. | 91% | 1.40 | \$ 63.27 | 89.67 | 1.35% |
| Bonos Intern. 2030 Euros - Step up | GE30 | 09-jul-30 | 72.00% | 86.97 | 7.50% | 7.37% | 09-jul-26 | 0.125% | Sem. | 87% | 1.83 | \$ 839.23 | 85.08 | 2.22% |
| Bonos Intern. 2035 Euros - Step up | GE35 | 09-jul-35 | 100.00% | 77.53 | 8.61% | 8.43% | 09-jul-26 | 3.875% | Sem. | 78% | 5.42 | \$ 298.80 | 74.32 | 4.32% |
| Bonos Intern. 2038 Euros - Step up | GE38 | 09-ene-38 | 100.00% | 81.47 | 8.46% | 8.29% | 09-jul-26 | 4.250% | Sem. | 82% | 4.71 | \$ 809.34 | 77.53 | 5.08% |
| Bonos Intern. 2041 Euros - Step up | GE41 | 09-jul-41 | 100.00% | 73.22 | 8.88% | 8.69% | 09-jul-26 | 3.000% | Sem. | 74% | 5.96 | \$ 1,572.60 | 70.20 | 4.30% |
| Bonos Intern. 2046 Euros - Step up | GE46 | 09-jul-46 | 93.18% | 73.23 | 8.77% | 8.59% | 09-jul-26 | 4.000% | Sem. | 74% | 6.15 | \$ 231.21 | 69.89 | 4.78% |
| Banco Central USD | | | | | | | | | | | | | | |
| Dirty | | | | | | | | | | | | | | |
| BOPREAL Serie 1C (BYMA, dirty, MEP) | BPOC7 | 30-abr-27 | 100.00% | 99.47 | 6.84% | 6.72% | 31-oct-26 | 5.000% | Sem. | 99% | 0.77 | \$ 1,494.01 | 97.38 | 2.14% |
| BOPREAL Serie 4 A | BPO28A | 30-abr-28 | 100.00% | 90.01 | 9.58% | 9.36% | 31-oct-26 | 3.000% | Sem. | 90% | 1.63 | \$ 1,000.00 | 87.10 | 3.34% |
| BOPREAL Serie 4 B | BPO28B | 31-oct-28 | 100.00% | 89.65 | 8.36% | 8.19% | 31-oct-26 | 3.000% | Sem. | 89% | 2.09 | \$ 2,000.00 | 86.96 | 3.09% |
| Provinciales | | | | | | | | | | | | | | |
| Clean | | | | | | | | | | | | | | |
| Tierra del fuego 2027 | FUE27 | 17-abr-27 | 16.00% | 100.38 | 8.16% | 7.92% | 17-jul-26 | 8.950% | Trim. | 100% | 0.40 | \$ 32.82 | 100.47 | -0.09% |
| Córdoba 2027 | PDCAR27 | 01-jun-27 | 50.00% | 100.43 | 6.39% | 6.29% | 01-dic-26 | 3.000% | Sem. | 100% | 0.64 | \$ 247.00 | 100.16 | 0.27% |
| Ciudad de Bs. As. 2027 | CABA27 | 01-jun-27 | 33.34% | 102.04 | 5.25% | 5.18% | 01-dic-26 | 7.500% | Sem. | 102% | 0.88 | \$ 296.73 | 101.21 | 0.82% |
| Ciudad de Córdoba 2027 | COROA27 | 29-sep-27 | 37.50% | 99.20 | 8.21% | 8.05% | 29-sep-26 | Step-up | Sem. | 99% | 0.69 | \$ 210.75 | 95.32 | 4.07% |
| Santa Fe 2027 | SFE27 | 01-nov-27 | 66.67% | 100.61 | 6.16% | 6.07% | 01-nov-26 | 6.900% | Sem. | 101% | 0.79 | \$ 166.67 | 100.47 | 0.14% |
| Rio Negro 2028 | PRN28 | 10-mar-28 | 44.44% | 98.07 | 9.21% | 9.01% | 10-sep-26 | 2.750% | Sem. | 98% | 0.86 | \$ 100.00 | 97.62 | 0.46% |
| Córdoba 2029 | PDCAR29 | 01-feb-29 | 100.00% | 98.08 | 8.16% | 8.00% | 01-ago-26 | 3.000% | Sem. | 98% | 1.63 | \$ 433.00 | 97.68 | 0.41% |
| Córdoba 2032 | CO32 | 01-feb-29 | 100.00% | 106.63 | 8.26% | 8.09% | 02-jul-26 | 9.750% | Sem. | 106% | 3.78 | \$ 562.00 | 104.65 | 1.89% |
| Mendoza 2029 | PM29 | 19-mar-29 | 46.15% | 97.49 | 7.72% | 7.58% | 19-sep-26 | 2.750% | Sem. | 98% | 1.33 | \$ 259.38 | 96.47 | 1.06% |
| Neuquen 2030 (No Garant) | NEU30A | 27-abr-30 | 61.54% | 99.60 | 7.19% | 7.07% | 27-oct-26 | 2.500% | Sem. | 100% | 1.84 | \$ 225.23 | 99.46 | 0.14% |
| Neuquen 2030 (Garant) | NEU30M | 12-may-30 | 49.29% | 103.72 | 6.71% | 6.54% | 12-ago-26 | 5.170% | Sem. | 104% | 1.78 | \$ 177.19 | 103.64 | 0.08% |
| Chubut 2030 | CHUBT30 | 26-jul-30 | 37.23% | 100.26 | 7.72% | 7.51% | 27-jul-26 | 7.750% | Trim. | 100% | 0.01 | \$ 242.02 | 100.07 | 0.19% |
| Entre Rios 2033 | ERM33 | 04-mar-33 | 100.00% | 98.13 | 10.21% | 9.96% | 04-sep-26 | 9.550% | Sem. | 98% | 4.15 | \$ 300.00 | 96.02 | 2.20% |
| Ciudad de Bs. As. 2033 | CABA33 | 26-nov-33 | 100.00% | 105.39 | 6.85% | 6.73% | 26-nov-26 | 7.800% | Sem. | 105% | 4.99 | \$ 600.00 | 103.46 | 1.87% |
| Santa Fe 2034 | SFD34 | 11-dic-34 | 100.00% | 100.81 | 8.09% | 7.94% | 11-dic-26 | 8.100% | Sem. | 101% | 5.20 | \$ 800.00 | 98.82 | 2.01% |
| Córdoba 2035 | CO35 | 03-feb-35 | 100.00% | 99.68 | 8.83% | 8.64% | 03-ago-26 | 8.600% | Sem. | 100% | 5.30 | \$ 800.00 | 97.41 | 2.33% |
| Buenos Aires 2037A | BA37D | 01-sep-37 | 88.94% | 82.67 | 11.15% | 10.86% | 01-sep-26 | 6.625% | Sem. | 83% | 4.13 | \$ 5,514.28 | 80.42 | 2.80% |
| Buenos Aires 2037B | BB37D | 01-sep-37 | 100.00% | 74.70 | 11.50% | 11.19% | 01-sep-26 | 5.875% | Sem. | 75% | 5.08 | \$ 770.00 | 72.06 | 3.66% |
| Buenos Aires 2037C | BC37D | 01-sep-37 | 100.00% | 70.77 | 11.77% | 11.45% | 01-sep-26 | 5.250% | Sem. | 71% | 5.14 | \$ 150.00 | 65.98 | 7.26% |



Fixed Income Research

| Bond | Ref | Maturity | V.R. (%) | Price | TEA | TNA | Next coupon | Cupon | Frec | Parity | M Dur | Outstanding (MM) | 29-may | MoM |
|--------------------------------------|-----------|-----------|----------|--------|--------|--------|-------------|---------|-------|--------|----------|------------------|--------|--------|
| Corporativos | | | | | | | | | | | | | | |
| Bancos | | | | | | | | | | | | | | |
| Galicia 2026 | GALI2026 | 19-jul-26 | 100.00% | 100.23 | 2.74% | 2.72% | 20-jul-26 | 8.250% | Sem. | 100% | 0.05 \$ | 250.00 | 100.43 | -0.20% |
| Banco Macro 2026 | BMA26 | 04-nov-26 | 100.00% | 100.39 | 5.41% | 5.34% | 04-nov-26 | 6.750% | Sem. | 100% | 0.34 \$ | 400.00 | 100.26 | 0.13% |
| Galicia 2028 | GALI2028 | 10-oct-28 | 100.00% | 102.92 | 6.42% | 6.32% | 13-oct-26 | 7.750% | Sem. | 103% | 2.04 \$ | 325.00 | 102.89 | 0.03% |
| Banco Macro 2029 | BMA29 | 23-jun-29 | 100.00% | 102.81 | 7.05% | 6.93% | 23-dic-26 | 8.000% | Sem. | 103% | 2.62 \$ | 400.00 | 102.24 | 0.56% |
| Banco Macro 2031 | BMA31 | 28-ene-31 | 100.00% | 102.84 | 7.66% | 7.52% | 28-jul-26 | 8.000% | Sem. | 102% | 3.67 \$ | 400.00 | 103.18 | -0.33% |
| Petróleo y Gas | | | | | | | | | | | | | | |
| Panamerican Energy 2027 | PANA2027 | 30-abr-27 | 40.00% | 102.31 | 5.02% | 4.96% | 30-oct-26 | 9.125% | Sem. | 102% | 0.56 \$ | 120.00 | 102.09 | 0.22% |
| Capex 2028 | CAPEX28 | 25-ago-28 | 62.50% | 100.56 | 8.86% | 8.68% | 25-ago-26 | 9.250% | Sem. | 101% | 1.03 \$ | 118.00 | 100.44 | 0.12% |
| YPF2029 (Clase XVII) | YPF2029 | 30-jun-29 | 85.71% | 104.14 | 6.52% | 6.42% | 30-dic-26 | 9.000% | Sem. | 104% | 1.60 \$ | 640.29 | 104.09 | 0.05% |
| YPF2029 (Clase I) | YPF2029I | 27-jun-29 | 100.00% | 104.80 | 6.81% | 6.69% | 27-dic-26 | 8.500% | Sem. | 105% | 2.62 \$ | 500.00 | 103.79 | 0.97% |
| Panamerican Energy 2029 (Clase XXXV) | PANA2029 | 27-sep-29 | 100.00% | 104.57 | 5.49% | 5.42% | 28-sep-26 | 7.000% | Sem. | 104% | 2.84 \$ | 176.94 | 104.69 | -0.11% |
| Tecpetrol 2030 | TEC2030 | 04-nov-30 | 100.00% | 103.18 | 6.86% | 6.75% | 03-nov-26 | 7.625% | Sem. | 103% | 3.63 \$ | 400.00 | 102.57 | 0.59% |
| CGC 2030 | CGC30 | 28-nov-30 | 100.00% | 101.67 | 11.70% | 11.38% | 28-nov-26 | 11.875% | Sem. | 102% | 3.34 \$ | 300.00 | 102.82 | -1.12% |
| MSU Energy (Clase XII Serie B) | MSU30 | 05-dic-30 | 100.00% | 101.37 | 9.55% | 9.34% | 05-dic-26 | 9.750% | Sem. | 101% | 3.16 \$ | 172.65 | 100.84 | 0.53% |
| Transportadora Gas del Sur 2031 | TGS31 | 24-jul-31 | 100.00% | 106.29 | 7.11% | 6.99% | 24-jul-26 | 8.500% | Sem. | 106% | 3.97 \$ | 490.00 | 106.67 | -0.36% |
| Pampa Energía 2031 | PAMPAR31 | 10-sep-31 | 100.00% | 104.93 | 6.90% | 6.79% | 10-sep-26 | 7.950% | Sem. | 105% | 4.14 \$ | 410.00 | 105.22 | -0.28% |
| YPF 2031 | YPF2031 | 11-sep-31 | 100.00% | 106.56 | 7.14% | 7.02% | 11-sep-26 | 8.750% | Sem. | 106% | 3.68 \$ | 500.00 | 105.89 | 0.63% |
| Panamerican Energy 2032 | PANAME 32 | 30-abr-32 | 100.00% | 107.53 | 6.74% | 6.63% | 30-oct-26 | 8.500% | Sem. | 107% | 3.90 \$ | 400.00 | 107.44 | 0.08% |
| Pluspetrol 2031 | PLUS31 | 18-may-31 | 100.00% | 103.55 | 7.37% | 7.24% | 18-nov-26 | 8.125% | Sem. | 104% | 3.96 \$ | 450.00 | 104.07 | -0.50% |
| Pluspetrol 2032 | PLUS32 | 30-may-32 | 100.00% | 104.21 | 7.76% | 7.62% | 30-nov-26 | 8.500% | Sem. | 104% | 4.59 \$ | 450.00 | 105.13 | -0.88% |
| YPF Luz 2032 | YPFL2032 | 16-oct-32 | 100.00% | 103.23 | 7.24% | 7.11% | 16-oct-26 | 7.875% | Sem. | 103% | 4.23 \$ | 420.00 | 102.56 | 0.65% |
| Tecpetrol 2033 | TEC2033 | 22-ene-33 | 100.00% | 103.73 | 6.91% | 6.79% | 22-jul-26 | 7.625% | Sem. | 104% | 4.36 \$ | 400.00 | 103.74 | -0.01% |
| YPF2033 (Clase XVIII) | YPF2033 | 30-sep-33 | 100.00% | 102.29 | 6.60% | 6.50% | 30-sep-26 | 7.000% | Sem. | 102% | 4.59 \$ | 575.65 | 100.41 | 1.87% |
| YPF2034 (Clase XXXIV) | YPF2034 | 17-ene-34 | 100.00% | 104.80 | 7.45% | 7.31% | 17-jul-26 | 8.250% | Sem. | 105% | 4.92 \$ | 1,100.00 | 104.14 | 0.63% |
| Pampa Energía 2034 (Clase XXIII) | PAMPAR34 | 16-dic-34 | 100.00% | 103.74 | 7.40% | 7.26% | 16-dic-26 | 7.875% | Sem. | 104% | 6.14 \$ | 360.00 | 102.97 | 0.75% |
| Vista Energy 2035 | VIST35 | 10-dic-35 | 100.00% | 103.50 | 7.20% | 7.07% | 10-dic-26 | 7.625% | Sem. | 103% | 6.16 \$ | 600.00 | 102.76 | 0.72% |
| Pampa Energía 2037 (Clase XXVI) | PAMPAR37 | 14-nov-37 | 100.00% | 102.32 | 7.57% | 7.43% | 16-nov-26 | 7.750% | Sem. | 102% | 7.46 \$ | 360.00 | 101.30 | 1.01% |
| YPF 2047 | YPF2047 | 15-dic-47 | 100.00% | 93.58 | 7.75% | 7.61% | 15-dic-26 | 7.000% | Sem. | 94% | 10.64 \$ | 750.00 | 90.43 | 3.48% |
| Utilidades | | | | | | | | | | | | | | |
| Genneia 2033 | GNNEIA33 | 02-dic-33 | 100.00% | 102.08 | 7.46% | 7.33% | 02-dic-26 | 7.750% | Sem. | | 4.98 \$ | 400.00 | 102.12 | -0.04% |
| Otros | | | | | | | | | | | | | | |
| Telecom 2031 | TECO31 | 18-jul-31 | 100.00% | 108.65 | 7.14% | 7.02% | 18-jul-26 | 9.500% | Sem. | 108% | 3.23 \$ | 617.22 | 107.13 | 1.42% |
| Telecom 2036 | TECO36 | 20-ene-36 | 100.00% | 104.57 | 7.93% | 8.31% | 20-jul-26 | 8.500% | Sem. | 104% | 6.09 \$ | 600.00 | 102.38 | 2.14% |
| Aeropuertos Argentina 2000 | AEROAR31 | 01-ago-31 | 98.47% | 105.13 | 6.74% | 6.58% | 01-ago-26 | 8.500% | Trim. | 105% | 2.64 \$ | 268.77 | 104.85 | 0.27% |

Corporativos

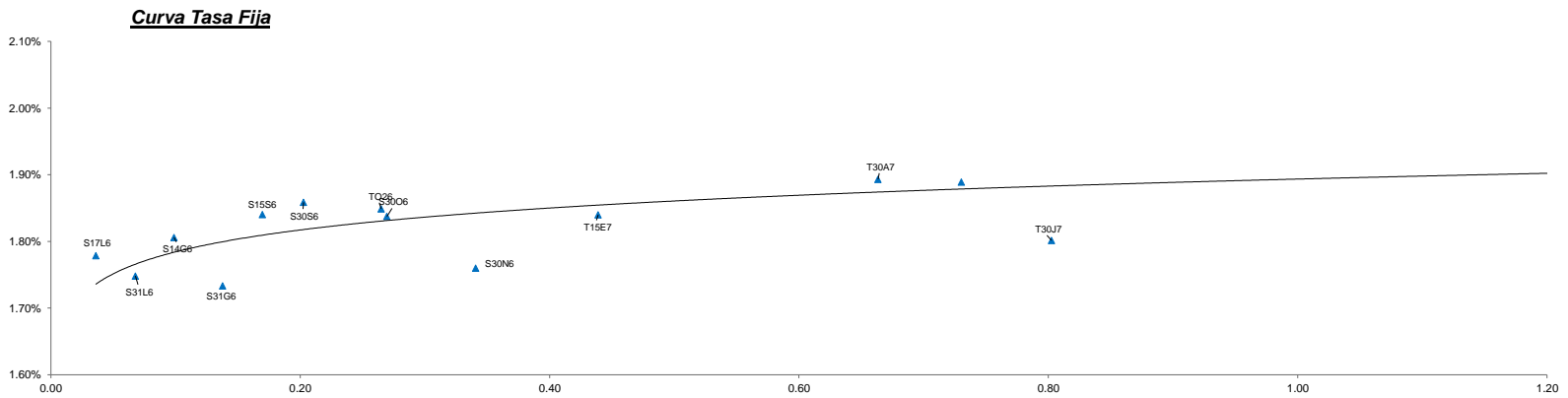
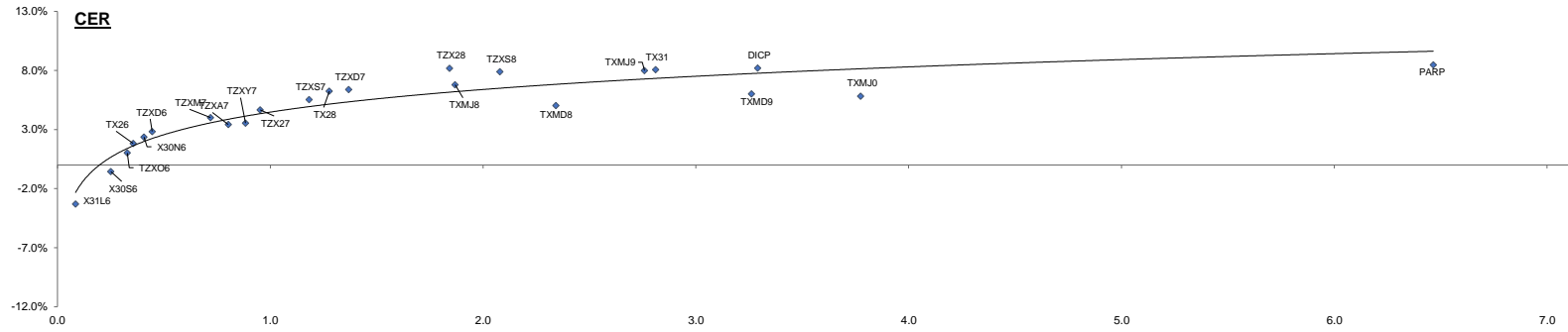


Fixed Income Research



| | |
|----------------|----------|
| Dólar | 1483.02 |
| BADLAR Privada | 21.00% |
| TAMAR Privada | 22.94% |
| CER | 799.2033 |

| Bond | | | | | | | | | | | | | | |
|--|--------|-----------|----------|------------|--------|---------|-------------|-----------------|-------|--------|-------|------------------|------------|--------|
| Ajustables por CER (*) | Ticker | Maturity | V.R. (%) | Price | TEA | TNA | Next coupon | Cupon | Frec | Parity | M Dur | Outstanding (MM) | 29-may | MoM |
| Bono del Tesoro CER 07/2026 | X31L6 | 31-jul-26 | 100.00% | 115.85 | -3.30% | -3.35% | 31-jul-26 | Fijo 0% | Sem. | 100% | 0.09 | \$ 457,889.00 | 113.90 | 1.71% |
| Bono del Tesoro CER 09/2026 | X30S6 | 30-sep-26 | 100.00% | 110.93 | -0.55% | -0.55% | 30-sep-26 | Fijo 0% | Sem. | 100% | 0.25 | \$ 1,117,884.00 | 109.30 | 1.49% |
| Bono del Tesoro CER 10/2026 | TZXO6 | 30-oct-26 | 100.00% | 164.40 | 1.02% | 1.02% | 30-oct-26 | Fijo 0% | - | 100% | 0.33 | \$ 2,476,279.29 | 162.25 | 1.33% |
| Bono del Tesoro CER 2026 | TX26 | 09-nov-26 | 20.00% | 705.10 | 1.82% | 1.81% | 09-nov-26 | Fija 2.00% | Sem. | 100% | 0.36 | \$ 44,426.23 | 696.60 | 1.22% |
| Bono del Tesoro CER 11/2026 | X30N6 | 30-nov-26 | 100.00% | 118.90 | 2.37% | 2.35% | 30-nov-26 | Fijo 0% | Sem. | - | 0.41 | \$ 4,657,709.00 | 117.70 | 1.02% |
| Bono del Tesoro CER 12/2026 | TZXD6 | 15-dic-26 | 100.00% | 288.50 | 2.83% | 2.81% | 15-dic-26 | Fijo 0% | - | 99% | 0.45 | \$ 14,424,781.20 | 285.75 | 0.96% |
| Bono del Tesoro CER 03/2027 | TZXM7 | 31-mar-27 | 100.00% | 212.85 | 4.01% | 3.99% | 31-mar-27 | Fijo 0% | - | 97% | 0.72 | \$ 1,596,989.71 | 210.20 | 1.26% |
| Bono del Tesoro CER 04/2027 | TZXA7 | 30-abr-27 | 100.00% | 118.15 | 3.42% | 3.41% | 30-abr-27 | Fijo 0% | - | 97% | 0.80 | \$ 370,752.00 | 117.00 | 0.98% |
| Bono del Tesoro CER 05/2027 | TZXY7 | 31-may-27 | 100.00% | 116.30 | 3.54% | 3.54% | 31-may-27 | Fijo 0% | - | 97% | 0.88 | \$ 3,154,722.06 | 114.35 | 1.71% |
| Bono del Tesoro CER 06/2027 | TZXZ7 | 30-jun-27 | 100.00% | 377.70 | 4.66% | 4.66% | 30-jun-27 | Fijo 0% | - | 96% | 0.95 | \$ 2,832,600.00 | 377.55 | 0.04% |
| Bono del Tesoro CER 09/2027 | TZXS7 | 30-sep-27 | 100.00% | 102.00 | 5.55% | 5.58% | 30-sep-27 | Fijo 0% | - | 93% | 1.18 | \$ 1,218,541.00 | 100.40 | 1.59% |
| Bono del Tesoro CER 06/2027 | TZXD7 | 15-dic-27 | 100.00% | 267.00 | 6.39% | 6.48% | 15-dic-27 | Fijo 0% | - | 91% | 1.37 | \$ 11,944,821.00 | 262.15 | 1.85% |
| Bono del Tesoro CER 12/2028 | TZX28 | 30-jun-28 | 100.00% | 337.70 | 8.19% | 8.52% | 30-jun-28 | Fijo 0% | - | 85% | 1.84 | \$ 5,851,684.00 | 334.25 | 1.03% |
| Bono del Tesoro Dual - CER | TXMJ8 | 30-jun-28 | 104.47% | 95.70 | 6.80% | 7.03% | 30-jun-28 | Fijo 0% | - | 84% | 1.87 | \$ 2,543,260.48 | 93.98 | 1.83% |
| Bono del Tesoro CER 09/2028 | TZXS8 | 30-sep-28 | 100.00% | 91.95 | 7.90% | 8.29% | 30-sep-28 | Fijo 0% | - | 84% | 2.08 | \$ 8,908,480.44 | 90.38 | 1.74% |
| Bono del Tesoro CER 11/2028 | TX28 | 09-nov-28 | 50.00% | 1,675.00 | 6.25% | 6.16% | 09-nov-28 | Fija 2.25% | - | 191% | 1.28 | \$ 37,952.42 | 1,639.50 | 2.17% |
| Bono del Tesoro Dual / CER 06/2029 | TXMJ9 | 29-jun-29 | 106.12% | 89.45 | 7.98% | 8.64% | 29-jun-29 | Fijo 0% | - | 75% | 2.76 | \$ 1,259,061.90 | 88.05 | 1.59% |
| Bono del Tesoro CER 2031 | TX31 | 30-nov-31 | 100.00% | 1,434.00 | 8.07% | 7.92% | 30-nov-26 | Fija 2.5% | Sem. | 85% | 2.81 | \$ 45,562.00 | 1,421.00 | 0.91% |
| Bono del Tesoro Dual - CER | TXMDB | 15-dic-28 | 100.00% | 90.00 | 5.03% | 5.22% | 15-dic-28 | Fijo 0% | - | 89% | 2.34 | \$ 2,859,878.75 | - | - |
| Bono del Tesoro Dual - CER | TXMD9 | 14-dic-29 | 100.00% | 82.98 | 6.02% | 6.48% | 14-dic-29 | Fijo 0% | - | 82% | 3.26 | \$ 2,239,962.11 | - | - |
| Bono del Tesoro Dual - CER | TXMJ0 | 28-jun-30 | 100.00% | 79.97 | 5.82% | 6.35% | 28-jun-30 | Fijo 0% | - | 80% | 3.77 | \$ 3,857,824.49 | - | - |
| Discount \$ Ley Arg. | DICP | 31-dic-33 | 75.00% | 48,295.00 | 8.20% | 8.04% | 31-dic-26 | Fija 5.83% | Sem. | 93% | 3.29 | \$ 3,182.77 | 52,170.00 | -7.43% |
| PAR \$ Ley Arg. | PARP | 31-dic-38 | 100.00% | 35,900.00 | 8.47% | 8.30% | 30-sep-26 | 1.77% | Sem. | 66% | 6.47 | \$ 2,858.33 | 33,630.00 | 6.75% |
| Tasa Fija | Ticker | Maturity | V.R. (%) | Price | TEA | TNA | Next coupon | Cupon | TEM | Parity | M Dur | Outstanding (MM) | Price | MoM |
| Letra del Tesoro Capitalizable | S17L6 | 17-jul-26 | 100.00% | 106.91 | 23.92% | 21.55% | 17-jul-26 | 0.00% | 1.78% | 107% | 0.04 | \$ 2,751,778.64 | 105.07 | 1.75% |
| Letra del Tesoro Capitalizable | S31L6 | 31-jul-26 | 100.00% | 115.66 | 23.47% | 21.27% | 31-jul-26 | 0.00% | 1.75% | 116% | 0.07 | \$ 1,844,892.00 | 113.65 | 1.76% |
| Letra del Tesoro Capitalizable | S14G6 | 14-ago-26 | 100.00% | 105.23 | 24.33% | 22.07% | 14-ago-26 | 0.00% | 1.81% | 105% | 0.10 | \$ 4,447,233.89 | 103.37 | 1.80% |
| Letra del Tesoro Capitalizable | S31G6 | 31-ago-26 | 100.00% | 122.70 | 23.26% | 21.28% | 31-ago-26 | 0.00% | 1.73% | 123% | 0.14 | \$ 1,916,494.00 | 120.49 | 1.83% |
| Letra del Tesoro Capitalizable | S15S6 | 15-sep-26 | 100.00% | 102.37 | 24.84% | 22.71% | 15-sep-26 | 0.00% | 1.84% | 102% | 0.17 | \$ 5,156,401.00 | 100.38 | 1.98% |
| Letra del Tesoro Capitalizable | S30S6 | 30-sep-26 | 100.00% | 111.15 | 25.11% | 23.04% | 30-sep-26 | 0.00% | 1.86% | 111% | 0.20 | \$ 4,779,220.93 | 108.99 | 1.99% |
| Bote 10/2026 | TO26 | 18-oct-26 | 100.00% | 100.75 | 24.97% | 23.58% | 19-oct-26 | Fija 15.50% | 1.85% | 98% | 0.27 | \$ 96,569.71 | 98.89 | 1.88% |
| Bono del Tesoro Capitalizable | S30O6 | 30-oct-26 | 100.00% | 125.70 | 24.80% | 22.99% | 30-oct-26 | 0.00% | 1.84% | 126% | 0.27 | \$ 670,319.00 | 123.29 | 1.95% |
| Letra del Tesoro Capitalizable | S30N6 | 30-nov-26 | 100.00% | 118.90 | 23.65% | 22.19% | 30-nov-26 | 0.00% | 1.76% | 119% | 0.34 | \$ 1,698,037.00 | 116.55 | 2.02% |
| Bono del Tesoro Capitalizable | T15E7 | 15-ene-27 | 100.00% | 142.84 | 24.83% | 23.57% | 15-ene-27 | 0.00% | 1.84% | 143% | 0.44 | \$ 4,538,875.00 | 139.85 | 2.14% |
| Bono del Tesoro Capitalizable | T30A7 | 30-abr-27 | 100.00% | 130.19 | 25.63% | 25.12% | 30-abr-27 | 0.00% | 1.89% | 130% | 0.66 | \$ 1,635,058.45 | 126.89 | 2.60% |
| Bono del Tesoro Capitalizable | T31Y7 | 31-may-27 | 100.00% | 123.06 | 25.57% | 25.31% | 31-may-27 | 0.00% | 1.89% | 123% | 0.73 | \$ 1,352,881.47 | 119.89 | 2.64% |
| Bono del Tesoro Capitalizable | T30J7 | 30-jun-27 | 100.00% | 125.65 | 24.26% | 24.26% | 30-jun-27 | 0.00% | 1.80% | 126% | 0.80 | \$ 1,843,759.60 | 122.90 | 2.23% |
| Bono del Tesoro | TY30P | 30-may-30 | 100.00% | 111.50 | 27.31% | 25.67% | 30-nov-26 | Fija 29.50% | 2.00% | 109% | 2.28 | \$ 1,691,807.34 | 109.00 | 2.29% |
| Tasa Variable | Ticker | Maturity | V.R. (%) | Price | TEA | TNA | Next coupon | Cupon | Frec | Parity | M Dur | Outstanding (MM) | Price | MoM |
| Bono del Tesoro TAMAR | M31G6 | 31-ago-26 | 100.00% | 125.00 | 25.15% | 22.66% | 31-ago-26 | 0.00% | 1.86% | 125% | 0.14 | \$ 5,798,713.00 | 122.70 | 1.87% |
| Bono del Tesoro Dual - TAMAR | TTS26 | 15-sep-26 | 100.00% | 161.90 | 26.59% | 23.81% | 15-sep-26 | 0.00% | 1.96% | 162% | 0.29 | \$ 3,495,562.96 | 159.10 | 1.76% |
| Bono del Tesoro Dual - TAMAR | TTD26 | 16-dic-26 | 100.00% | 161.45 | 26.58% | 23.80% | 16-dic-26 | 0.00% | 1.96% | 161% | 0.46 | \$ 9,195,951.04 | 159.20 | 1.41% |
| Bono del Tesoro TAMAR | TMF27 | 26-feb-27 | 100.00% | 116.50 | 27.33% | 24.43% | 26-feb-27 | 0.00% | 2.01% | 117% | 0.53 | \$ 4,391,522.03 | 114.85 | 1.44% |
| Ciudad de Buenos Aires 2028 | BDC28 | 22-feb-28 | 100.00% | 103.90 | 26.03% | 23.82% | 24-ago-26 | Badlar + 375pbs | Trim. | 101% | 1.29 | \$ 30,809.94 | 104.70 | -0.76% |
| Bono del Tesoro Dual - TAMAR | TXMJ8 | 30-jun-28 | 104.47% | 95.70 | 33.84% | 29.54% | 30-jun-28 | 3.00% | 2.42% | 84% | 1.87 | \$ 2,543,260.48 | 93.98 | 1.83% |
| Bono del Tesoro Dual - TAMAR | TXMD8 | 15-dic-28 | 100.00% | 90.00 | 30.56% | 465.91% | 15-dic-28 | 3.00% | 2.22% | 89% | 2.34 | \$ 2,859,878.75 | - | - |
| Bono del Tesoro Dual - TAMAR | TXMJ9 | 29-jun-29 | 100.00% | 89.45 | 35.66% | 30.93% | 29-jun-29 | 3.00% | 2.54% | 100% | 2.29 | \$ 1,186,482.90 | 88.05 | 1.59% |
| Bono del Tesoro Dual - TAMAR | TXMD9 | 14-dic-29 | 100.00% | 82.98 | 8.90% | 0.00% | 14-dic-29 | 3.00% | 0.70% | 82% | 3.26 | \$ 2,239,962.11 | - | - |
| Bono del Tesoro Dual - TAMAR | TXMJ0 | 28-jun-30 | 100.00% | 79.97 | 9.07% | 0.00% | 28-jun-30 | 3.00% | 0.72% | 80% | 3.77 | \$ 3,857,824.49 | - | - |
| Dollar Linked | Ticker | Maturity | V.R. (%) | Price | TEA | TNA | Next coupon | Cupon | Frec | Parity | M Dur | Outstanding (MM) | Price | MoM |
| Bono del Tesoro vinculado al Dólar 09/2026 | D30S6 | 30-sep-26 | 100.00% | 147,000.00 | 3.60% | 3.55% | 30-sep-26 | 0.00% | - | 99% | 0.25 | \$ 120.00 | 140,150.00 | - |
| Bono del Tesoro vinculado al Dólar 07/2026 | D31L6 | 31-jul-26 | 100.00% | 147,450.00 | 7.26% | 7.03% | 31-jul-26 | 0.00% | - | 99% | 0.08 | \$ 537.75 | 140,250.00 | 5.13% |
| Bono del Tesoro vinculado al Dólar 06/2027 | TZV27 | 30-jun-27 | 100.00% | 147,500.00 | 0.55% | 0.55% | 30-jun-27 | 0.00% | - | 99% | 1.00 | \$ 3,078.51 | 135,000.00 | 9.26% |



DISCLAIMER

Este informe ha sido elaborado a título informativo. El presente NO debe ser tomado como una recomendación o instrucción, y n o reviste carácter de ofertas de productos y/o servicios ni solicitud de orden de compra y/o venta. Banco CMF S.A. no será responsable por ningún error y/u omisión del contenido.