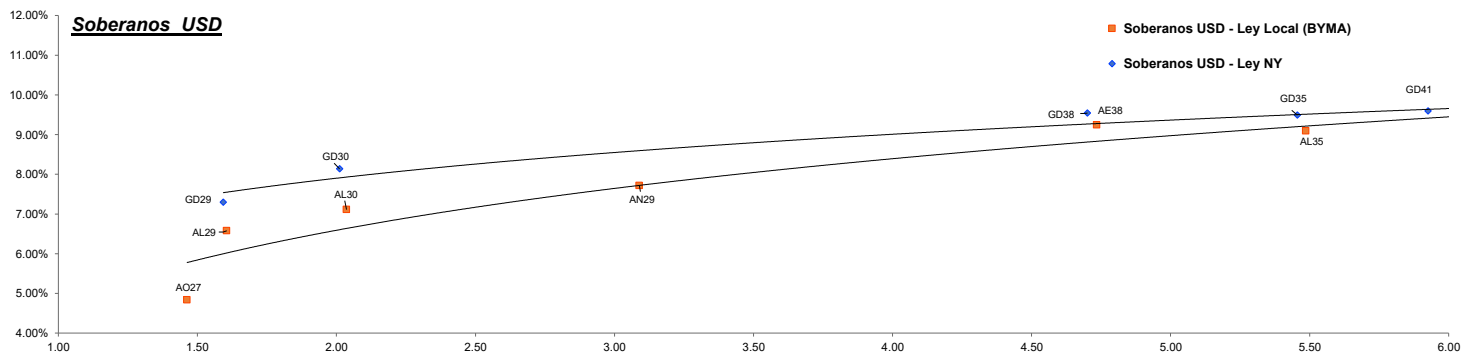


Fixed Income Research

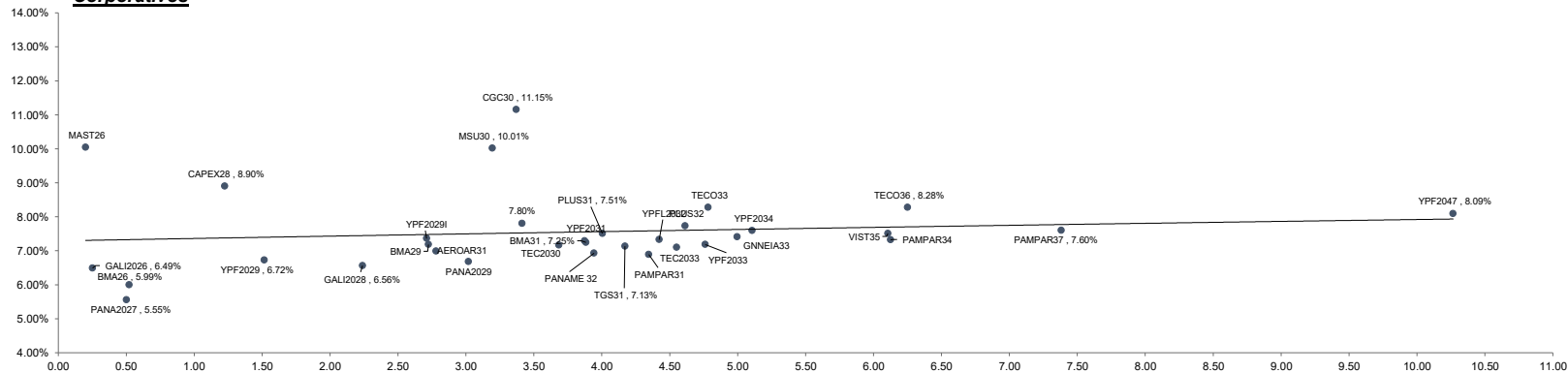
| Bond | Ticker | Maturity | V.R. (%) | Price | TEA | TNA | Next coupon | Cupon | Frec | Parity | M Dur | Outstanding (MM) | 31-mar | MoM |
|---|---------|-----------|----------|--------|--------|--------|-------------|---------|-------|--------|-------|------------------|--------|--------|
| Soberanos USD | | | | | | | | | | | | | | |
| Bonos Intern. 2029 Ley N.Y. - Step up | GD29 | 09-jul-29 | 70.00% | 90.11 | 7.43% | 7.30% | 09-jul-26 | 1.000% | Sem. | 90% | 1.59 | \$ 1,844.52 | 87.93 | 2.48% |
| Bonos Intern. 2030 Ley N.Y. - Step up | GD30 | 09-jul-30 | 72.00% | 86.54 | 8.30% | 8.14% | 09-jul-26 | 0.750% | Sem. | 87% | 2.01 | \$ 9,782.95 | 84.00 | 3.02% |
| Bonos Intern. 2035 Ley N.Y. - Step up | GD35 | 09-jul-35 | 100.00% | 76.43 | 9.71% | 9.49% | 09-jul-26 | 4.125% | Sem. | 77% | 5.46 | \$ 20,501.72 | 72.55 | 5.35% |
| Bonos Intern. 2038 Ley N.Y. - Step up | GD38 | 09-ene-38 | 100.00% | 79.52 | 9.77% | 9.54% | 09-jul-26 | 5.000% | Sem. | 80% | 4.70 | \$ 11,405.07 | 75.58 | 5.21% |
| Bonos Intern. 2041 Ley N.Y. - Step up | GD41 | 09-jul-41 | 100.00% | 70.98 | 9.82% | 9.59% | 09-jul-26 | 3.500% | Sem. | 71% | 5.93 | \$ 10,482.11 | 67.05 | 5.86% |
| Bonos Intern. 2046 Ley N.Y. - Step up | GD46 | 09-jul-46 | 93.18% | 72.43 | 9.71% | 9.48% | 09-jul-26 | 4.125% | Sem. | 73% | 6.12 | \$ 1,949.36 | 68.87 | 5.17% |
| BONAR 2027 - (BYMA, dirty, MEP) | AO27 | 29-oct-27 | 100.00% | 102.00 | 4.94% | 4.83% | 30-abr-26 | 6.000% | Sem. | 102% | 1.46 | \$ - | 101.60 | 0.39% |
| BONAR 2029 - step up (BYMA, dirty, MEP) | AL29 | 09-jul-29 | 70.00% | 64.00 | 6.68% | 6.58% | 09-jul-26 | 1.000% | Sem. | 91% | 1.61 | \$ 976.43 | 62.20 | 2.89% |
| BONAR 2029 - (BYMA, dirty, MEP) | AN29 | 30-nov-29 | 100.00% | 98.43 | 7.86% | 7.71% | 30-may-26 | 6.500% | Sem. | 96% | 3.09 | \$ 1,000.00 | 94.39 | 4.28% |
| BONAR 2030 - step up (BYMA, dirty, MEP) | AL30 | 10-jul-30 | 72.00% | 64.01 | 7.24% | 7.11% | 10-jul-26 | 0.750% | Sem. | 89% | 2.04 | \$ 9,433.97 | 61.06 | 4.83% |
| BONAR 2035 - step up (BYMA, dirty, MEP) | AL35 | 09-jul-35 | 100.00% | 79.25 | 9.30% | 9.09% | 09-jul-26 | 4.125% | Sem. | 78% | 5.49 | \$ 10,151.85 | 74.52 | 6.35% |
| BONAR 2038 - step up (BYMA, dirty, MEP) | AE38 | 09-ene-38 | 100.00% | 82.03 | 9.45% | 9.24% | 09-jul-26 | 5.000% | Sem. | 81% | 4.73 | \$ 7,231.45 | 77.15 | 6.33% |
| BONAR 2041 - step up (BYMA, dirty, MEP) | AL41 | 09-jul-41 | 100.00% | 74.14 | 9.29% | 9.08% | 09-jul-26 | 3.500% | Sem. | 73% | 6.01 | \$ 1,542.23 | 69.25 | 7.06% |
| Soberanos Euros | | | | | | | | | | | | | | |
| Bonos Intern. 2029 Euros - Step up | GE29 | 09-jul-29 | 70.00% | 89.16 | 7.55% | 7.42% | 09-jul-26 | 0.500% | Sem. | 89% | 1.60 | \$ 63.27 | 87.23 | 2.21% |
| Bonos Intern. 2030 Euros - Step up | GE30 | 09-jul-30 | 72.00% | 84.95 | 7.95% | 7.80% | 09-jul-26 | 0.125% | Sem. | 85% | 2.02 | \$ 839.23 | 82.94 | 2.42% |
| Bonos Intern. 2035 Euros - Step up | GE35 | 09-jul-35 | 100.00% | 73.95 | 9.35% | 9.14% | 09-jul-26 | 3.875% | Sem. | 74% | 5.57 | \$ 298.80 | 71.07 | 4.05% |
| Bonos Intern. 2038 Euros - Step up | GE38 | 09-ene-38 | 100.00% | 77.22 | 9.47% | 9.25% | 09-jul-26 | 4.250% | Sem. | 77% | 4.80 | \$ 809.34 | 74.38 | 3.82% |
| Bonos Intern. 2041 Euros - Step up | GE41 | 09-jul-41 | 100.00% | 69.04 | 9.72% | 9.50% | 09-jul-26 | 3.000% | Sem. | 69% | 6.02 | \$ 1,572.60 | 65.20 | 5.89% |
| Bonos Intern. 2046 Euros - Step up | GE46 | 09-jul-46 | 93.18% | 68.77 | 9.71% | 9.48% | 09-jul-26 | 4.000% | Sem. | 69% | 6.11 | \$ 231.21 | 65.62 | 4.80% |
| Banco Central USD | | | | | | | | | | | | | | |
| Dirty | | | | | | | | | | | | | | |
| BOPREAL Serie 1C (BYMA, dirty, MEP) | BPOC7 | 30-abr-27 | 100.00% | 102.58 | 4.78% | 4.73% | 30-abr-26 | 5.000% | Sem. | 100% | 0.96 | \$ 1,494.01 | 102.55 | 0.03% |
| BOPREAL Serie 1D (BYMA, dirty, MEP) | BPOD7 | 31-oct-27 | 100.00% | 103.01 | 4.47% | 4.43% | 30-abr-26 | 5.000% | Sem. | 101% | 1.18 | \$ 6,921.93 | 102.48 | 0.51% |
| BOPREAL Serie 4 A | BPO28A | 30-abr-28 | 100.00% | 87.66 | 10.94% | 10.65% | 30-abr-26 | 3.000% | Sem. | 86% | 1.77 | \$ 1,000.00 | 86.75 | 1.04% |
| BOPREAL Serie 4 B | BPO28B | 31-oct-28 | 100.00% | 86.42 | 10.01% | 9.77% | 30-abr-26 | 3.000% | Sem. | 85% | 2.21 | \$ 2,000.00 | 84.96 | 1.71% |
| Provinciales | | | | | | | | | | | | | | |
| Clean | | | | | | | | | | | | | | |
| Tierra del fuego 2027 | FUE27 | 17-abr-27 | 20.00% | 99.77 | 9.75% | 9.41% | 17-abr-26 | 8.950% | Trim. | 100% | 0.47 | \$ 41.03 | 99.77 | 0.00% |
| Córdoba 2027 | PDCAR27 | 01-jun-27 | 75.00% | 99.75 | 7.47% | 7.34% | 01-jun-26 | 3.000% | Sem. | 100% | 0.58 | \$ 370.50 | 99.86 | -0.11% |
| Ciudad de Bs. As. 2027 | CABA27 | 01-jun-27 | 66.67% | 101.48 | 5.05% | 4.98% | 01-jun-26 | 7.500% | Sem. | 101% | 0.59 | \$ 593.36 | 100.92 | 0.55% |
| Ciudad de Córdoba 2027 | COROA27 | 29-sep-27 | 37.50% | 96.45 | 11.33% | 11.02% | 29-sep-26 | Step-up | Sem. | 96% | 0.88 | \$ 210.75 | 95.91 | 0.56% |
| Santa Fe 2027 | SFE27 | 01-nov-27 | 66.67% | 100.19 | 6.77% | 6.66% | 01-may-26 | 6.900% | Sem. | 100% | 0.96 | \$ 166.67 | 99.40 | 0.79% |
| Rio Negro 2028 | PRN28 | 10-mar-28 | 44.44% | 97.50 | 9.41% | 9.20% | 10-sep-26 | 2.750% | Sem. | 98% | 1.06 | \$ 100.00 | 97.35 | 0.15% |
| Córdoba 2029 | PDCAR29 | 01-feb-29 | 100.00% | 96.80 | 8.79% | 8.61% | 01-ago-26 | 3.000% | Sem. | 97% | 1.82 | \$ 433.00 | 96.47 | 0.34% |
| Córdoba 2032 | CO32 | 01-feb-29 | 100.00% | 103.39 | 9.10% | 8.91% | 02-jul-26 | 9.750% | Sem. | 103% | 3.94 | \$ 562.00 | 102.16 | 1.20% |
| Mendoza 2029 | PM29 | 19-mar-29 | 46.15% | 96.40 | 8.27% | 8.11% | 19-sep-26 | 2.750% | Sem. | 96% | 1.52 | \$ 259.38 | 96.44 | -0.04% |
| Neuquen 2030 (No Garant) | NEU30A | 27-abr-30 | 69.23% | 97.99 | 8.13% | 7.97% | 27-abr-26 | 2.500% | Sem. | 98% | 1.74 | \$ 253.38 | 97.58 | 0.42% |
| Neuquen 2030 (Garant) | NEU30M | 12-may-30 | 52.37% | 103.96 | 6.68% | 6.52% | 12-may-26 | 5.170% | Sem. | 104% | 1.84 | \$ 188.26 | 104.23 | -0.26% |
| Chubut 2030 | CHUBT30 | 26-jul-30 | 41.08% | 99.24 | 8.64% | 8.37% | 27-abr-26 | 7.750% | Trim. | 99% | 0.03 | \$ 267.04 | 99.11 | 0.13% |
| Ciudad de Bs. As. 2033 | CABA33 | 26-nov-33 | 100.00% | 102.57 | 7.42% | 7.29% | 26-may-26 | 7.800% | Sem. | 102% | 4.97 | \$ 600.00 | 101.62 | 0.93% |
| Santa Fe 2034 | SFD34 | 11-dic-34 | 100.00% | 96.82 | 8.90% | 8.71% | 11-jun-26 | 8.100% | Sem. | 97% | 5.13 | \$ 800.00 | 95.72 | 1.15% |
| Córdoba 2035 | CO35 | 03-feb-35 | 100.00% | 96.41 | 9.46% | 9.24% | 03-ago-26 | 8.600% | Sem. | 96% | 5.44 | \$ 800.00 | 95.66 | 0.78% |
| Buenos Aires 2037A | BA37D | 01-sep-37 | 88.94% | 79.22 | 12.06% | 11.71% | 01-sep-26 | 6.625% | Sem. | 79% | 4.23 | \$ 5,514.28 | 75.72 | 4.62% |
| Buenos Aires 2037B | BB37D | 01-sep-37 | 100.00% | 71.14 | 12.35% | 11.99% | 01-sep-26 | 5.875% | Sem. | 71% | 5.20 | \$ 770.00 | 68.50 | 3.85% |
| Buenos Aires 2037C | BC37D | 01-sep-37 | 100.00% | 63.79 | 13.70% | 13.26% | 01-sep-26 | 5.250% | Sem. | 64% | 5.16 | \$ 150.00 | 62.92 | 1.38% |



Fixed Income Research

| Bond | Ref | Maturity | V.R. (%) | Price | TEA | TNA | Next coupon | Cupon | Frec | Parity | M Dur | Outstanding (MM) | 31-mar | MoM |
|--------------------------------------|-----------|-----------|----------|--------|--------|--------|-------------|---------|-------|--------|-------|------------------|--------|--------|
| Corporativos | | | | | | | | | | | | | | |
| Alimentos y bebidas | | | | | | | | | | | | | | |
| Mastellone 2026 | MAST26 | 30-jun-26 | 100.00% | 100.22 | 10.04% | 9.68% | 30-jun-26 | 10.950% | Trim. | 100% | 0.20 | \$ 110.87 | 100.05 | 0.17% |
| Bancos | | | | | | | | | | | | | | |
| Galicia 2026 | GALI2026 | 19-jul-26 | 100.00% | 100.37 | 6.49% | 6.39% | 20-jul-26 | 8.250% | Sem. | 100% | 0.25 | \$ 250.00 | 100.52 | -0.18% |
| Banco Macro 2026 | BMA26 | 04-nov-26 | 100.00% | 100.35 | 5.99% | 5.91% | 04-may-26 | 6.750% | Sem. | 100% | 0.52 | \$ 400.00 | 100.03 | 0.32% |
| Galicia 2028 | GALI2028 | 10-oct-28 | 100.00% | 102.89 | 6.56% | 6.46% | 13-oct-26 | 7.750% | Sem. | 103% | 2.24 | \$ 325.00 | 102.58 | 0.30% |
| Banco Macro 2029 | BMA29 | 23-jun-29 | 100.00% | 102.55 | 7.18% | 7.06% | 23-jun-26 | 8.000% | Sem. | 102% | 2.72 | \$ 400.00 | 101.83 | 0.71% |
| Banco Macro 2031 | BMA31 | 28-ene-31 | 100.00% | 102.17 | 7.25% | 7.12% | 28-jul-26 | 8.000% | Sem. | 103% | 3.88 | \$ 400.00 | 101.58 | - |
| Petróleo y Gas | | | | | | | | | | | | | | |
| Panamerican Energy 2027 | PANA2027 | 30-abr-27 | 60.00% | 101.84 | 5.55% | 5.48% | 30-abr-26 | 9.125% | Sem. | 102% | 0.50 | \$ 180.00 | 102.02 | -0.18% |
| Capex 2028 | CAPEX28 | 25-ago-28 | 62.50% | 100.65 | 8.90% | 8.71% | 25-ago-26 | 9.250% | Sem. | 101% | 1.22 | \$ 118.00 | 100.79 | -0.14% |
| YPF2029 (Clase XVII) | YPF2029 | 30-jun-29 | 100.00% | 103.67 | 6.72% | 6.61% | 30-jun-29 | 9.000% | Sem. | 104% | 1.52 | \$ 747.00 | 102.84 | 0.81% |
| YPF2029 (Clase I) | YPF2029I | 27-jun-29 | 100.00% | 103.51 | 7.36% | 7.23% | 27-jun-26 | 8.500% | Sem. | 103% | 2.71 | \$ 500.00 | 103.10 | 0.40% |
| Panamerican Energy 2029 (Clase XXXV) | PANA2029 | 27-sep-29 | 100.00% | 101.25 | 6.68% | 6.57% | 28-sep-26 | 7.000% | Sem. | 101% | 3.02 | \$ 176.94 | 99.74 | 1.51% |
| Tecpetrol 2030 | TEC2030 | 04-nov-30 | 100.00% | 102.17 | 7.16% | 7.04% | 04-may-26 | 7.625% | Sem. | 102% | 3.68 | \$ 400.00 | 101.31 | 0.85% |
| CGC 2030 | CGC30 | 28-nov-30 | 100.00% | 103.51 | 11.15% | 10.86% | 28-may-26 | 11.875% | Sem. | 103% | 3.37 | \$ 300.00 | 102.11 | 1.37% |
| MSU Energy (Clase XII Serie B) | MSU30 | 05-dic-30 | 100.00% | 99.93 | 10.01% | 9.78% | 05-jun-26 | 9.750% | Sem. | 100% | 3.20 | \$ 172.65 | 99.77 | 0.16% |
| Transportadora Gas del Sur 2031 | TGS31 | 24-jul-31 | 100.00% | 106.44 | 7.13% | 7.01% | 24-jul-26 | 8.500% | Sem. | 106% | 4.17 | \$ 490.00 | 105.80 | 0.60% |
| Pampa Energía 2031 | PAMPAR31 | 10-sep-31 | 100.00% | 105.17 | 6.89% | 6.78% | 10-sep-26 | 7.950% | Sem. | 105% | 4.35 | \$ 410.00 | 104.40 | 0.74% |
| YPF 2031 | YPF2031 | 11-sep-31 | 100.00% | 106.27 | 7.29% | 7.16% | 11-sep-26 | 8.750% | Sem. | 106% | 3.87 | \$ 500.00 | 104.55 | 1.65% |
| Panamerican Energy 2032 | PANAME 32 | 30-abr-32 | 100.00% | 106.98 | 6.93% | 6.81% | 30-abr-26 | 8.500% | Sem. | 107% | 3.94 | \$ 400.00 | 106.43 | 0.52% |
| Pluspetrol 2031 | PLUS31 | 18-may-31 | 100.00% | 103.10 | 7.51% | 7.37% | 18-may-26 | 8.125% | Sem. | 103% | 4.00 | \$ 450.00 | 102.61 | 0.48% |
| Pluspetrol 2032 | PLUS32 | 30-may-32 | 100.00% | 104.35 | 7.73% | 7.59% | 01-jun-26 | 8.500% | Sem. | 104% | 4.61 | \$ 450.00 | 104.01 | 0.33% |
| YPF Luz 2032 | YPFL2032 | 16-oct-32 | 100.00% | 102.99 | 7.33% | 7.20% | 16-oct-26 | 7.875% | Sem. | 103% | 4.42 | \$ 420.00 | 101.89 | 1.08% |
| Tecpetrol 2033 | TEC2033 | 22-ene-33 | 100.00% | 102.98 | 7.10% | 6.98% | 22-jul-26 | 7.625% | Sem. | 103% | 4.55 | \$ 400.00 | 102.28 | 0.68% |
| YPF2033 (Clase XVIII) | YPF2033 | 30-sep-33 | 100.00% | 99.67 | 7.18% | 7.06% | 30-sep-26 | 7.000% | Sem. | 100% | 4.76 | \$ 575.65 | 98.62 | 1.06% |
| YPF2034 (Clase XXXIV) | YPF2034 | 17-ene-34 | 100.00% | 104.18 | 7.50% | 7.45% | 17-jul-26 | 8.250% | Sem. | 104% | 5.11 | \$ 1,100.00 | 102.45 | 1.69% |
| Pampa Energía 2034 (Clase XXII) | PAMPAR34 | 16-dic-34 | 100.00% | 104.25 | 7.32% | 7.19% | 16-jun-26 | 7.875% | Sem. | 104% | 6.13 | \$ 360.00 | 103.54 | 0.69% |
| Vista Energy 2035 | VIST35 | 10-dic-35 | 100.00% | 101.60 | 7.51% | 7.37% | 10-jun-26 | 7.625% | Sem. | 102% | 6.11 | \$ 600.00 | 101.15 | 0.44% |
| Pampa Energía 2037 (Clase XXVI) | PAMPAR37 | 14-nov-37 | 100.00% | 102.13 | 7.60% | 7.46% | 14-may-26 | 7.750% | Sem. | 102% | 7.38 | \$ 360.00 | 100.73 | 1.39% |
| YPF 2047 | YPF2047 | 15-dic-47 | 100.00% | 90.33 | 8.09% | 7.93% | 15-jun-26 | 7.000% | Sem. | 91% | 10.27 | \$ 750.00 | 88.93 | 1.57% |
| Utilidades | | | | | | | | | | | | | | |
| Genneia 2033 | GNNEIA33 | 02-dic-33 | 100.00% | 102.38 | 7.41% | 7.28% | 02-jun-26 | 7.750% | Sem. | | 5.00 | \$ 400.00 | 100.90 | 1.47% |
| Otros | | | | | | | | | | | | | | |
| Telecom 2031 | TECO31 | 18-jul-31 | 100.00% | 106.63 | 7.80% | 7.66% | 18-jul-26 | 9.500% | Sem. | 106% | 3.41 | \$ 617.22 | 105.59 | 0.98% |
| Telecom 2033 | TECO33 | 28-may-33 | 100.00% | 105.65 | 8.28% | 8.11% | 28-may-26 | 9.250% | Sem. | 105% | 4.78 | \$ 800.00 | 103.54 | 2.04% |
| Telecom 2036 | TECO36 | 20-ene-36 | 100.00% | 102.42 | 8.28% | 8.31% | 20-jul-26 | 8.500% | Sem. | 102% | 6.25 | \$ 600.00 | 100.00 | 2.42% |
| Aeropuertos Argentina 2000 | AEROAR31 | 01-ago-31 | 98.47% | 104.82 | 6.99% | 6.81% | 01-may-26 | 8.500% | Trim. | 105% | 2.78 | \$ 268.77 | 104.51 | 0.30% |

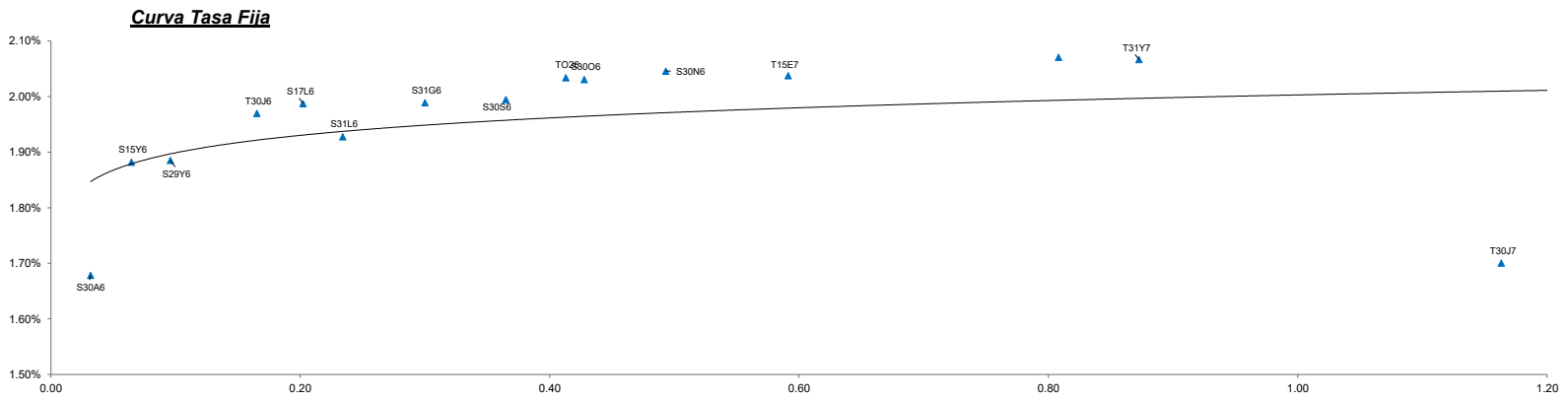
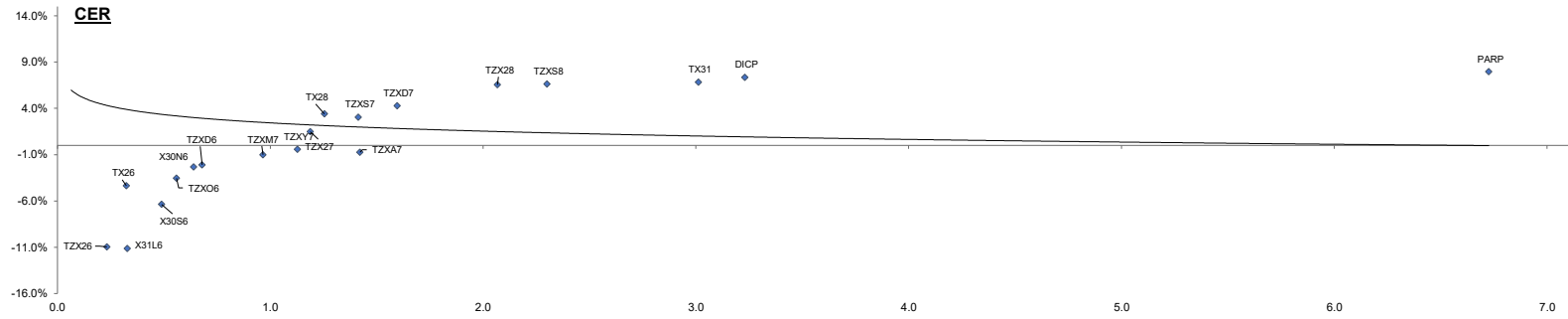
Corporativos



Fixed Income Research

| | |
|----------------|----------|
| Dólar | 1363.66 |
| BADLAR Privada | 22.50% |
| TAMAR Privada | 23.06% |
| CER | 745.5496 |

| Bond | | | | | | | | | | | | | | |
|--|--------|-----------|----------|------------|---------|---------|-------------|-----------------|-------|--------|-------|------------------|------------|--------|
| Ajustables por CER (*) | Ticker | Maturity | V.R. (%) | Price | TEA | TNA | Next coupon | Cupon | Frec | Parity | M Dur | Outstanding (MM) | 31-mar | MoM |
| Bono del Tesoro CER 05/2026 | X15Y6 | 15-may-26 | 100.00% | 106.08 | 26.11% | 23.41% | 15-may-26 | Fijo 0% | Sem. | 98% | 0.06 | \$ 6,521,948.60 | 104.50 | 1.51% |
| Bono del Tesoro CER 05/2026 | X29Y6 | 29-may-26 | 100.00% | 115.05 | 25.07% | 22.67% | 29-may-26 | Fijo 0% | Sem. | 96% | 0.10 | \$ 1,193,042.00 | 113.05 | 1.77% |
| Bono del Tesoro CER 06/2026 | TZX26 | 30-jun-26 | 100.00% | 375.80 | -10.96% | -11.47% | 30-jun-26 | Fijo 0% | - | 102% | 0.23 | \$ 2,153,793.39 | 368.20 | 2.06% |
| Bono del Tesoro CER 07/2026 | X31L6 | 31-jul-26 | 100.00% | 111.00 | -11.14% | -11.61% | 31-jul-26 | Fijo 0% | Sem. | 103% | 0.33 | \$ 457,889.00 | 107.70 | 3.06% |
| Bono del Tesoro CER 07/2026 | X30S6 | 30-sep-26 | 100.00% | 105.99 | -6.38% | -6.49% | 30-sep-26 | Fijo 0% | Sem. | 103% | 0.49 | \$ 1,117,884.00 | 102.35 | - |
| Bono del Tesoro CER 10/2026 | TZOX6 | 30-oct-26 | 100.00% | 156.15 | -3.54% | -3.57% | 30-oct-26 | Fijo 0% | - | 102% | 0.56 | \$ 2,476,279.29 | 151.75 | 2.90% |
| Bono del Tesoro CER 2026 | TX26 | 09-nov-26 | 40.00% | 1,343.00 | -4.37% | -4.41% | 09-may-26 | Fija 2.00% | Sem. | 102% | 0.32 | \$ 88,852.45 | 1,321.00 | 1.67% |
| Bono del Tesoro CER 11/2026 | X30N6 | 30-nov-26 | 100.00% | 113.13 | -2.35% | -2.36% | 30-nov-26 | Fijo 0% | Sem. | 102% | 0.64 | \$ 4,557,709.00 | 110.24 | 2.63% |
| Bono del Tesoro CER 12/2026 | TZXD6 | 15-dic-26 | 100.00% | 275.15 | -2.10% | -2.11% | 15-dic-26 | Fijo 0% | - | 101% | 0.68 | \$ 14,424,781.20 | 267.50 | 2.86% |
| Bono del Tesoro CER 03/2027 | TZXM7 | 31-mar-27 | 100.00% | 205.50 | -1.01% | -1.01% | 31-mar-27 | Fijo 0% | - | 101% | 0.97 | \$ 1,696,989.71 | 198.55 | 3.50% |
| Bono del Tesoro CER 04/2027 | TZXA7 | 30-abr-27 | 100.00% | 114.00 | -0.75% | -0.75% | 30-abr-27 | Fijo 0% | - | 101% | 1.42 | \$ 370,752.00 | 109.50 | 4.11% |
| Bono del Tesoro CER 05/2027 | TZXY7 | 31-may-27 | 100.00% | 112.00 | -0.43% | -0.43% | 31-may-27 | Fijo 0% | - | 100% | 1.13 | \$ 3,154,722.06 | 107.50 | 4.19% |
| Bono del Tesoro CER 06/2027 | TZX27 | 30-jun-27 | 100.00% | 360.50 | 1.48% | 1.48% | 30-jun-27 | Fijo 0% | - | 98% | 1.19 | \$ 2,832,600.00 | 353.00 | 2.12% |
| Bono del Tesoro CER 09/2027 | TZXS7 | 30-sep-27 | 100.00% | 97.35 | 3.04% | 3.06% | 30-sep-27 | Fijo 0% | - | 96% | 1.41 | \$ 1,218,541.00 | 94.05 | - |
| Bono del Tesoro CER 06/2027 | TZXD7 | 15-dic-27 | 100.00% | 253.00 | 4.28% | 4.34% | 15-dic-27 | Fijo 0% | - | 93% | 1.60 | \$ 11,944,821.00 | 248.00 | 2.02% |
| Bono del Tesoro CER 12/2028 | TZX28 | 30-jun-28 | 100.00% | 319.00 | 6.55% | 6.81% | 30-jun-28 | Fijo 0% | - | 87% | 2.07 | \$ 5,851,684.00 | 311.60 | 2.37% |
| Bono del Tesoro CER 09/2028 | TZXS8 | 30-sep-28 | 100.00% | 86.50 | 6.63% | 6.95% | 30-sep-28 | Fijo 0% | - | 85% | 2.30 | \$ - | 83.80 | - |
| Bono del Tesoro CER 11/2028 | TX28 | 09-nov-28 | 60.00% | 1,952.00 | 3.40% | 3.37% | 09-may-26 | Fija 2.25% | - | 166% | 1.25 | \$ 45,542.91 | 1,928.00 | 1.24% |
| Bono del Tesoro CER 2031 | TX31 | 30-nov-31 | 100.00% | 1,378.00 | 6.82% | 6.71% | 30-may-26 | Fija 2.5% | Sem. | 88% | 3.01 | \$ 45,562.00 | 1,368.00 | 0.73% |
| Discount \$ Ley Arg. | DICP | 31-dic-33 | 80.00% | 50,020.00 | 7.35% | 7.22% | 30-jun-26 | Fija 5.83% | Sem. | 96% | 3.23 | \$ 3,394.96 | 48,515.00 | 3.10% |
| PAR \$ Ley Arg. | PARP | 31-dic-38 | 100.00% | 33,895.00 | 7.95% | 7.80% | 30-sep-26 | 1.77% | Sem. | 68% | 6.73 | \$ 2,858.33 | 32,500.00 | 4.29% |
| Tasa Fija | Ticker | Maturity | V.R. (%) | Price | TEA | TNA | Next coupon | Cupon | Frec | Parity | M Dur | Outstanding (MM) | Price | MoM |
| Letra del Tesoro Capitalizable | S30A6 | 30-abr-26 | 100.00% | 126.50 | 22.44% | 20.33% | 30-abr-26 | 0.00% | 1.68% | 127% | 0.03 | \$ 1,791,586.68 | 125.01 | 1.19% |
| Letra del Tesoro Capitalizable | S15Y6 | 15-may-26 | 100.00% | 103.30 | 25.46% | 22.89% | 15-may-26 | 0.00% | 1.88% | 103% | 0.06 | \$ 2,209,319.00 | 102.05 | 1.22% |
| Letra del Tesoro Capitalizable | S29Y6 | 29-may-26 | 100.00% | 128.56 | 25.51% | 23.03% | 29-may-26 | 0.00% | 1.89% | 129% | 0.10 | \$ 553,654.52 | 126.98 | 1.24% |
| Bono del Tesoro Capitalizable | T30J6 | 30-jun-26 | 100.00% | 138.00 | 26.78% | 24.32% | 30-jun-26 | 0.00% | 1.97% | 138% | 0.17 | \$ 1,843,759.60 | 136.15 | 1.36% |
| Letra del Tesoro Capitalizable | S17L6 | 17-jul-26 | 100.00% | 101.60 | 27.05% | 24.68% | 17-jul-26 | 0.00% | 1.99% | 102% | 0.20 | \$ - | 99.99 | - |
| Letra del Tesoro Capitalizable | S31L6 | 31-jul-26 | 100.00% | 110.00 | 26.15% | 24.03% | 31-jul-26 | 0.00% | 1.93% | 110% | 0.23 | \$ 1,844,892.00 | 108.00 | 1.85% |
| Letra del Tesoro Capitalizable | S31G6 | 31-ago-26 | 100.00% | 116.14 | 27.07% | 25.07% | 31-ago-26 | 0.00% | 1.99% | 116% | 0.30 | \$ 1,916,494.00 | 114.20 | 1.69% |
| Bote 10/2026 | TO26 | 18-oct-26 | 100.00% | 102.85 | 27.76% | 26.06% | 17-abr-26 | Fija 15.50% | 2.03% | 95% | 0.41 | \$ 96,569.71 | 100.90 | 1.93% |
| Letra del Tesoro Capitalizable | S30S6 | 30-sep-26 | 100.00% | 105.30 | 27.16% | 25.40% | 30-sep-26 | 0.00% | 1.99% | 105% | 0.36 | \$ 407,370.00 | 103.00 | 2.23% |
| Bono del Tesoro Capitalizable | S30O6 | 30-oct-26 | 100.00% | 118.55 | 27.70% | 26.14% | 30-oct-26 | 0.00% | 2.03% | 119% | 0.43 | \$ 670,319.00 | 116.00 | 2.20% |
| Letra del Tesoro Capitalizable | S30N6 | 30-nov-26 | 100.00% | 111.36 | 27.94% | 26.64% | 30-nov-26 | 0.00% | 2.05% | 111% | 0.49 | \$ 1,698,037.00 | 109.15 | 2.02% |
| Bono del Tesoro Capitalizable | T15E7 | 15-ene-27 | 100.00% | 134.00 | 27.81% | 26.94% | 15-ene-27 | 0.00% | 2.04% | 134% | 0.59 | \$ 4,538,875.00 | 130.20 | 2.92% |
| Bono del Tesoro Capitalizable | T30A7 | 30-abr-27 | 100.00% | 121.45 | 28.32% | 28.46% | 30-abr-27 | 0.00% | 2.07% | 121% | 0.81 | \$ 1,635,058.45 | 117.55 | 3.32% |
| Bono del Tesoro Capitalizable | T31Y7 | 31-may-27 | 100.00% | 114.60 | 28.26% | 28.71% | 31-may-27 | 0.00% | 2.07% | 115% | 0.87 | \$ 1,352,881.47 | 110.45 | 3.76% |
| Bono del Tesoro Capitalizable | T30J7 | 30-jun-27 | 100.00% | 116.10 | 22.77% | 23.87% | 30-jun-27 | 0.00% | 1.70% | 116% | 1.16 | \$ 1,843,759.60 | 113.30 | 2.47% |
| Bono del Tesoro | TY30P | 30-may-30 | 100.00% | 122.75 | 26.30% | 24.77% | 30-may-26 | Fija 29.50% | 1.94% | 110% | 2.21 | \$ 1,691,807.34 | 118.00 | 4.03% |
| Tasa Variable | Ticker | Maturity | V.R. (%) | Price | TEA | TNA | Next coupon | Cupon | Frec | Parity | M Dur | Outstanding (MM) | Price | MoM |
| Bono del Tesoro TAMAR | M30A6 | 30-abr-26 | 100.00% | 114.41 | 33.72% | 29.44% | 30-abr-26 | 0.00% | 2.42% | 114% | 0.03 | \$ 2,728,077.00 | 113.05 | 1.20% |
| Bono del Tesoro Dual - TAMAR | TJ26 | 30-jun-26 | 100.00% | 154.60 | 28.11% | 25.03% | 30-jun-26 | 0.00% | 2.06% | 155% | 0.30 | \$ 3,495,562.96 | 152.95 | 1.08% |
| Bono del Tesoro TAMAR | M31G6 | 31-ago-26 | 100.00% | 118.15 | 29.47% | 26.14% | 31-ago-26 | 0.00% | 2.15% | 118% | 0.30 | \$ 5,798,713.00 | 117.63 | 0.44% |
| Bono del Tesoro Dual - TAMAR | TTS26 | 15-sep-26 | 100.00% | 153.05 | 29.84% | 26.40% | 15-sep-26 | 0.00% | 2.17% | 153% | 0.42 | \$ 3,495,562.96 | 151.60 | 0.96% |
| Bono del Tesoro Dual - TAMAR | TTD26 | 16-dic-26 | 100.00% | 151.55 | 30.37% | 26.82% | 16-dic-26 | 0.00% | 2.20% | 152% | 0.61 | \$ 9,195,951.04 | 150.20 | 0.90% |
| Bono del Tesoro TAMAR | TMF27 | 26-feb-27 | 100.00% | 109.00 | 30.80% | 27.18% | Bullet | 0.00% | 2.23% | 109% | 0.68 | \$ - | 108.40 | - |
| Ciudad de Buenos Aires 2028 | BDC28 | 22-feb-28 | 100.00% | 104.50 | 28.97% | 26.27% | 22-may-26 | Badlar + 375pbs | Trim. | 100% | 1.37 | \$ 30,809.94 | 105.00 | -0.48% |
| Dólar Linked | Ticker | Maturity | V.R. (%) | Price | TEA | TNA | Next coupon | Cupon | Frec | Parity | M Dur | Outstanding (MM) | Price | MoM |
| Bono del Tesoro vinculado al Dólar 04/2026 | D30A6 | 30-abr-26 | 100.00% | 135,300.00 | 22.70% | 20.53% | 30-abr-26 | 0.00% | - | 99% | 0.04 | \$ 1,650.89 | 137,850.00 | -1.85% |
| Bono del Tesoro vinculado al Dólar 06/2026 | TZV26 | 30-jun-26 | 100.00% | 137,090.00 | -2.55% | -2.57% | 30-jun-26 | 0.00% | - | 101% | 0.21 | \$ 1,905.64 | 138,600.00 | -1.09% |
| Bono del Tesoro vinculado al Dólar 06/2026 | D30S6 | 30-sep-26 | 100.00% | 137,800.00 | -2.26% | -2.27% | 30-sep-26 | 0.00% | - | 101% | 0.46 | \$ 0.00 | 137,000.00 | - |
| Bono del Tesoro vinculado al Dólar 06/2026 | TZV27 | 30-jun-27 | 100.00% | 130,900.00 | 5.02% | 5.04% | 30-jun-27 | 0.00% | - | 94% | 1.21 | \$ 3,078.51 | 130,200.00 | 0.54% |



DISCLAIMER

Este informe ha sido elaborado a título informativo. El presente NO debe ser tomado como una recomendación o instrucción, y no reviste carácter de ofertas de productos y/o servicios ni solicitud de orden de compra y/o venta. Banco CMF S.A. no será responsable por ningún error y/u omisión del contenido.