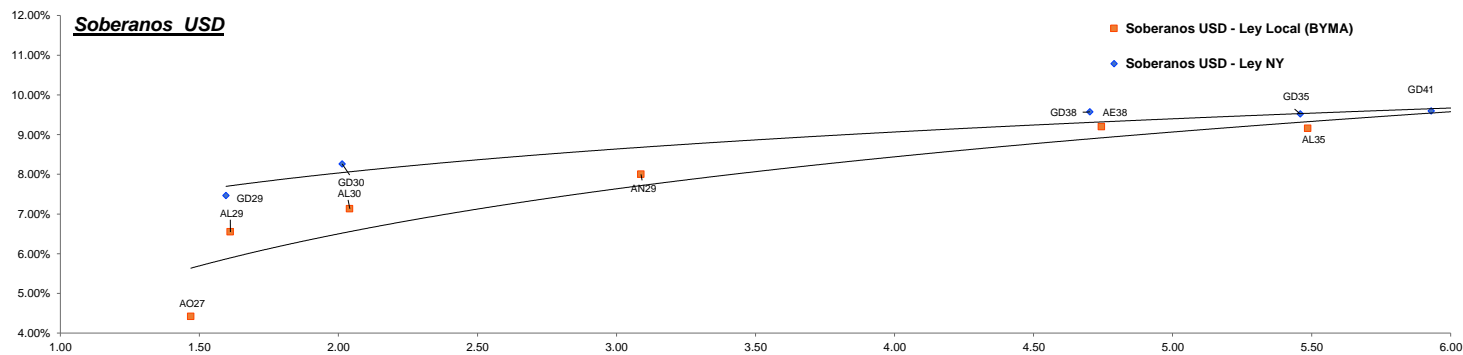


Fixed Income Research

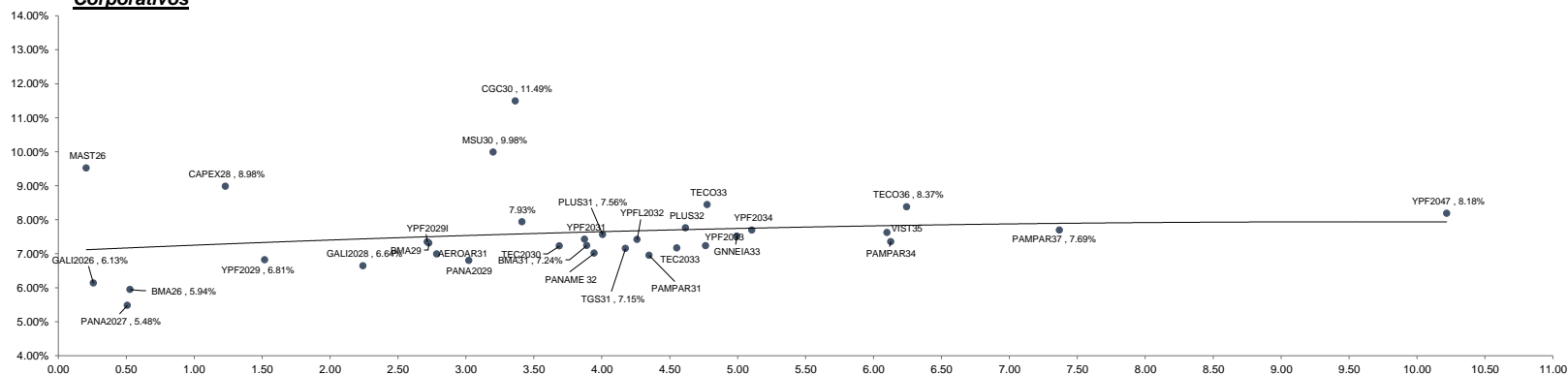
| Bond | Ticker | Maturity | V.R. (%) | Price | TEA | TNA | Next coupon | Cupon | Frec | Parity | M Dur | Outstanding (MM) | 31-mar | MoM |
|---|---------|-----------|----------|--------|--------|--------|-------------|---------|-------|--------|-------|------------------|--------|--------|
| Soberanos USD | | | | | | | | | | | | | | |
| Bonos Intern. 2029 Ley N.Y. - Step up | GD29 | 09-jul-29 | 70.00% | 89.84 | 7.60% | 7.46% | 09-jul-26 | 1.000% | Sem. | 90% | 1.60 | \$ 1,844.52 | 87.93 | 2.17% |
| Bonos Intern. 2030 Ley N.Y. - Step up | GD30 | 09-jul-30 | 72.00% | 86.29 | 8.43% | 8.26% | 09-jul-26 | 0.750% | Sem. | 86% | 2.01 | \$ 9,782.95 | 84.00 | 2.73% |
| Bonos Intern. 2035 Ley N.Y. - Step up | GD35 | 09-jul-35 | 100.00% | 76.28 | 9.75% | 9.52% | 09-jul-26 | 4.125% | Sem. | 77% | 5.46 | \$ 20,501.72 | 72.55 | 5.14% |
| Bonos Intern. 2038 Ley N.Y. - Step up | GD38 | 09-ene-38 | 100.00% | 79.38 | 9.80% | 9.57% | 09-jul-26 | 5.000% | Sem. | 80% | 4.70 | \$ 11,405.07 | 75.58 | 5.03% |
| Bonos Intern. 2041 Ley N.Y. - Step up | GD41 | 09-jul-41 | 100.00% | 70.95 | 9.83% | 9.60% | 09-jul-26 | 3.500% | Sem. | 71% | 5.93 | \$ 10,482.11 | 67.05 | 5.82% |
| Bonos Intern. 2046 Ley N.Y. - Step up | GD46 | 09-jul-46 | 93.18% | 72.31 | 9.73% | 9.51% | 09-jul-26 | 4.125% | Sem. | 73% | 6.12 | \$ 1,949.36 | 68.87 | 4.99% |
| BONAR 2027 - (BYMA, dirty, MEP) | AO27 | 29-oct-27 | 100.00% | 102.60 | 4.51% | 4.42% | 30-abr-26 | 6.000% | Sem. | 102% | 1.47 | \$ - | 101.60 | 0.98% |
| BONAR 2029 - step up (BYMA, dirty, MEP) | AL29 | 09-jul-29 | 70.00% | 64.01 | 6.65% | 6.55% | 09-jul-26 | 1.000% | Sem. | 91% | 1.61 | \$ 976.43 | 62.20 | 2.91% |
| BONAR 2029 - (BYMA, dirty, MEP) | AN29 | 30-nov-29 | 100.00% | 97.52 | 8.16% | 8.00% | 30-may-26 | 6.500% | Sem. | 95% | 3.09 | \$ 1,000.00 | 94.39 | 3.32% |
| BONAR 2030 - step up (BYMA, dirty, MEP) | AL30 | 10-jul-30 | 72.00% | 63.96 | 7.26% | 7.13% | 10-jul-26 | 0.750% | Sem. | 89% | 2.04 | \$ 9,433.97 | 61.06 | 4.75% |
| BONAR 2035 - step up (BYMA, dirty, MEP) | AL35 | 09-jul-35 | 100.00% | 78.93 | 9.36% | 9.15% | 09-jul-26 | 4.125% | Sem. | 78% | 5.49 | \$ 10,151.85 | 74.52 | 5.92% |
| BONAR 2038 - step up (BYMA, dirty, MEP) | AE38 | 09-ene-38 | 100.00% | 82.15 | 9.41% | 9.20% | 09-jul-26 | 5.000% | Sem. | 81% | 4.74 | \$ 7,231.45 | 77.15 | 6.48% |
| BONAR 2041 - step up (BYMA, dirty, MEP) | AL41 | 09-jul-41 | 100.00% | 73.70 | 9.39% | 9.18% | 09-jul-26 | 3.500% | Sem. | 73% | 6.00 | \$ 1,542.23 | 69.25 | 6.43% |
| Soberanos Euros | | | | | | | | | | | | | | |
| Bonos Intern. 2029 Euros - Step up | GE29 | 09-jul-29 | 70.00% | 89.04 | 7.62% | 7.48% | 09-jul-26 | 0.500% | Sem. | 89% | 1.60 | \$ 63.27 | 87.23 | 2.07% |
| Bonos Intern. 2030 Euros - Step up | GE30 | 09-jul-30 | 72.00% | 84.87 | 7.98% | 7.82% | 09-jul-26 | 0.125% | Sem. | 85% | 2.03 | \$ 839.23 | 82.94 | 2.33% |
| Bonos Intern. 2035 Euros - Step up | GE35 | 09-jul-35 | 100.00% | 72.68 | 9.67% | 9.45% | 09-jul-26 | 3.875% | Sem. | 73% | 5.55 | \$ 298.80 | 71.07 | 2.27% |
| Bonos Intern. 2038 Euros - Step up | GE38 | 09-ene-38 | 100.00% | 76.37 | 9.70% | 9.48% | 09-jul-26 | 4.250% | Sem. | 77% | 4.78 | \$ 809.34 | 74.38 | 2.68% |
| Bonos Intern. 2041 Euros - Step up | GE41 | 09-jul-41 | 100.00% | 68.98 | 9.73% | 9.51% | 09-jul-26 | 3.000% | Sem. | 69% | 6.03 | \$ 1,572.60 | 65.20 | 5.80% |
| Bonos Intern. 2046 Euros - Step up | GE46 | 09-jul-46 | 93.18% | 67.52 | 10.01% | 9.77% | 09-jul-26 | 4.000% | Sem. | 68% | 6.04 | \$ 231.21 | 65.62 | 2.90% |
| Banco Central USD | | | | | | | | | | | | | | |
| Dirty | | | | | | | | | | | | | | |
| BOPREAL Serie 1C (BYMA, dirty, MEP) | BPOC7 | 30-abr-27 | 100.00% | 103.78 | 3.56% | 3.53% | 30-abr-26 | 5.000% | Sem. | 101% | 0.97 | \$ 1,494.01 | 102.55 | 1.19% |
| BOPREAL Serie 1D (BYMA, dirty, MEP) | BPOD7 | 31-oct-27 | 100.00% | 103.51 | 4.05% | 4.01% | 30-abr-26 | 5.000% | Sem. | 101% | 1.19 | \$ 6,921.93 | 102.48 | 1.00% |
| BOPREAL Serie 4 A | BPO28A | 30-abr-28 | 100.00% | 87.04 | 11.31% | 11.01% | 30-abr-26 | 3.000% | Sem. | 86% | 1.77 | \$ 1,000.00 | 86.75 | 0.32% |
| BOPREAL Serie 4 B | BPO28B | 31-oct-28 | 100.00% | 85.55 | 10.45% | 10.19% | 30-abr-26 | 3.000% | Sem. | 84% | 2.20 | \$ 2,000.00 | 84.96 | 0.69% |
| Provinciales | | | | | | | | | | | | | | |
| Clean | | | | | | | | | | | | | | |
| Tierra del fuego 2027 | FUE27 | 17-abr-27 | 20.00% | 99.69 | 9.92% | 9.57% | 17-abr-26 | 8.950% | Trim. | 100% | 0.48 | \$ 41.03 | 99.77 | -0.08% |
| Córdoba 2027 | PDCAR27 | 01-jun-27 | 75.00% | 99.82 | 7.35% | 7.22% | 01-jun-26 | 3.000% | Sem. | 100% | 0.59 | \$ 370.50 | 99.86 | -0.04% |
| Ciudad de Bs. As. 2027 | CABA27 | 01-jun-27 | 66.67% | 101.32 | 5.33% | 5.26% | 01-jun-26 | 7.500% | Sem. | 101% | 0.59 | \$ 593.36 | 100.92 | 0.40% |
| Ciudad de Córdoba 2027 | CORO27 | 29-sep-27 | 37.50% | 96.08 | 11.76% | 11.44% | 29-sep-26 | Step-up | Sem. | 96% | 0.88 | \$ 210.75 | 95.91 | 0.18% |
| Santa Fe 2027 | SFE27 | 01-nov-27 | 66.67% | 100.23 | 6.73% | 6.62% | 01-may-26 | 6.900% | Sem. | 100% | 0.96 | \$ 166.67 | 99.40 | 0.84% |
| Rio Negro 2028 | PRN28 | 10-mar-28 | 44.44% | 97.50 | 9.40% | 9.19% | 10-sep-26 | 2.750% | Sem. | 98% | 1.06 | \$ 100.00 | 97.35 | 0.15% |
| Córdoba 2029 | PDCAR29 | 01-feb-29 | 100.00% | 96.67 | 8.86% | 8.68% | 01-ago-26 | 3.000% | Sem. | 97% | 1.83 | \$ 433.00 | 96.47 | 0.21% |
| Córdoba 2032 | CO32 | 01-feb-29 | 100.00% | 102.92 | 9.22% | 9.02% | 02-jul-26 | 9.750% | Sem. | 103% | 3.94 | \$ 562.00 | 102.16 | 0.74% |
| Mendoza 2029 | PM29 | 19-mar-29 | 46.15% | 96.27 | 8.36% | 8.19% | 19-sep-26 | 2.750% | Sem. | 96% | 1.52 | \$ 259.38 | 96.44 | -0.18% |
| Neuquen 2030 (No Garant) | NEU30A | 27-abr-30 | 69.23% | 97.88 | 8.19% | 8.03% | 27-abr-26 | 2.500% | Sem. | 98% | 1.74 | \$ 253.38 | 97.58 | 0.31% |
| Neuquen 2030 (Garant) | NEU30M | 12-may-30 | 52.37% | 104.07 | 6.63% | 6.47% | 12-may-26 | 5.170% | Sem. | 104% | 1.85 | \$ 188.26 | 104.23 | -0.15% |
| Chubut 2030 | CHUBT30 | 26-jul-30 | 41.08% | 99.19 | 8.68% | 8.41% | 27-abr-26 | 7.750% | Trim. | 99% | 0.03 | \$ 267.04 | 99.11 | 0.08% |
| Ciudad de Bs. As. 2033 | CABA33 | 26-nov-33 | 100.00% | 102.12 | 7.51% | 7.37% | 26-may-26 | 7.800% | Sem. | 102% | 4.97 | \$ 600.00 | 101.62 | 0.49% |
| Santa Fe 2034 | SFD34 | 11-dic-34 | 100.00% | 96.43 | 8.98% | 8.79% | 11-jun-26 | 8.100% | Sem. | 97% | 5.13 | \$ 800.00 | 95.72 | 0.74% |
| Córdoba 2035 | CO35 | 03-feb-35 | 100.00% | 96.19 | 9.50% | 9.28% | 03-ago-26 | 8.600% | Sem. | 96% | 5.45 | \$ 800.00 | 95.66 | 0.55% |
| Buenos Aires 2037A | BA37D | 01-sep-37 | 88.94% | 78.88 | 12.16% | 11.81% | 01-sep-26 | 6.625% | Sem. | 79% | 4.23 | \$ 5,514.28 | 75.72 | 4.17% |
| Buenos Aires 2037B | BB37D | 01-sep-37 | 100.00% | 70.81 | 12.44% | 12.07% | 01-sep-26 | 5.875% | Sem. | 71% | 5.20 | \$ 770.00 | 68.50 | 3.37% |
| Buenos Aires 2037C | BC37D | 01-sep-37 | 100.00% | 63.65 | 13.74% | 13.30% | 01-sep-26 | 5.250% | Sem. | 64% | 5.16 | \$ 150.00 | 62.92 | 1.16% |



Fixed Income Research

| Bond | Ref | Maturity | V.R. (%) | Price | TEA | TNA | Next coupon | Cupon | Frec | Parity | M Dur | Outstanding (MM) | 31-mar | MoM |
|--------------------------------------|-----------|-----------|----------|--------|--------|--------|-------------|---------|-------|--------|-------|------------------|--------|--------|
| Corporativos | | | | | | | | | | | | | | |
| Alimentos y bebidas | | | | | | | | | | | | | | |
| Mastellone 2026 | MAST26 | 30-jun-26 | 100.00% | 100.33 | 9.52% | 9.19% | 30-jun-26 | 10.950% | Trim. | 100% | 0.21 | \$ 110.87 | 100.05 | 0.28% |
| Bancos | | | | | | | | | | | | | | |
| Galicia 2026 | GALI2026 | 19-jul-26 | 100.00% | 100.47 | 6.13% | 6.04% | 20-jul-26 | 8.250% | Sem. | 100% | 0.26 | \$ 250.00 | 100.52 | -0.05% |
| Banco Macro 2026 | BMA26 | 04-nov-26 | 100.00% | 100.38 | 5.94% | 5.86% | 04-may-26 | 6.750% | Sem. | 100% | 0.53 | \$ 400.00 | 100.03 | 0.35% |
| Galicia 2028 | GALI2028 | 10-oct-28 | 100.00% | 102.72 | 6.64% | 6.53% | 13-oct-26 | 7.750% | Sem. | 103% | 2.24 | \$ 325.00 | 102.58 | 0.14% |
| Banco Macro 2029 | BMA29 | 23-jun-29 | 100.00% | 102.21 | 7.31% | 7.18% | 23-jun-26 | 8.000% | Sem. | 102% | 2.73 | \$ 400.00 | 101.83 | 0.37% |
| Banco Macro 2031 | BMA31 | 28-ene-31 | 100.00% | 101.70 | 7.24% | 7.11% | 28-jul-26 | 8.000% | Sem. | 103% | 3.89 | \$ 400.00 | 101.58 | - |
| Petróleo y Gas | | | | | | | | | | | | | | |
| Panamerican Energy 2027 | PANA2027 | 30-abr-27 | 60.00% | 101.90 | 5.48% | 5.40% | 30-abr-26 | 9.125% | Sem. | 102% | 0.51 | \$ 180.00 | 102.02 | -0.12% |
| Capex 2028 | CAPEX28 | 25-ago-28 | 62.50% | 100.56 | 8.98% | 8.79% | 25-ago-26 | 9.250% | Sem. | 101% | 1.23 | \$ 118.00 | 100.79 | -0.23% |
| YPF2029 (Clase XVII) | YPF2029 | 30-jun-29 | 100.00% | 103.54 | 6.81% | 6.70% | 30-jun-26 | 9.000% | Sem. | 103% | 1.52 | \$ 747.00 | 102.84 | 0.68% |
| YPF2029 (Clase I) | YPF2029I | 27-jun-29 | 100.00% | 103.57 | 7.34% | 7.21% | 27-jun-26 | 8.500% | Sem. | 103% | 2.72 | \$ 500.00 | 103.10 | 0.46% |
| Panamerican Energy 2029 (Clase XXXV) | PANA2029 | 27-sep-29 | 100.00% | 100.90 | 6.80% | 6.69% | 28-sep-26 | 7.000% | Sem. | 101% | 3.02 | \$ 176.94 | 99.74 | 1.16% |
| Tecpetrol 2030 | TEC2030 | 04-nov-30 | 100.00% | 101.95 | 7.22% | 7.10% | 04-may-26 | 7.625% | Sem. | 102% | 3.69 | \$ 400.00 | 101.31 | 0.63% |
| CGC 2030 | CGC30 | 28-nov-30 | 100.00% | 102.37 | 11.49% | 11.17% | 28-may-26 | 11.875% | Sem. | 102% | 3.36 | \$ 300.00 | 102.11 | 0.25% |
| MSU Energy (Clase XII Serie B) | MSU30 | 05-dic-30 | 100.00% | 100.04 | 9.98% | 9.74% | 05-jun-26 | 9.750% | Sem. | 100% | 3.20 | \$ 172.65 | 99.77 | 0.27% |
| Transportadora Gas del Sur 2031 | TGS31 | 24-jul-31 | 100.00% | 106.38 | 7.15% | 7.02% | 24-jul-26 | 8.500% | Sem. | 106% | 4.18 | \$ 490.00 | 105.80 | 0.55% |
| Pampa Energía 2031 | PAMPAR31 | 10-sep-31 | 100.00% | 104.91 | 6.95% | 6.83% | 10-sep-26 | 7.950% | Sem. | 105% | 4.35 | \$ 410.00 | 104.40 | 0.49% |
| YPF 2031 | YPF2031 | 11-sep-31 | 100.00% | 105.74 | 7.42% | 7.29% | 11-sep-26 | 8.750% | Sem. | 106% | 3.87 | \$ 500.00 | 104.55 | 1.14% |
| Panamerican Energy 2032 | PANAME 32 | 30-abr-32 | 100.00% | 106.64 | 7.01% | 6.89% | 30-abr-26 | 8.500% | Sem. | 106% | 3.94 | \$ 400.00 | 106.43 | 0.20% |
| Pluspetrol 2031 | PLUS31 | 18-may-31 | 100.00% | 102.90 | 7.56% | 7.42% | 18-may-26 | 8.125% | Sem. | 103% | 4.01 | \$ 450.00 | 102.61 | 0.28% |
| Pluspetrol 2032 | PLUS32 | 30-may-32 | 100.00% | 104.24 | 7.75% | 7.61% | 01-jun-26 | 8.500% | Sem. | 104% | 4.62 | \$ 450.00 | 104.01 | 0.22% |
| YPF Luz 2032 | YPFL2032 | 16-oct-32 | 100.00% | 102.55 | 7.42% | 7.28% | 16-abr-26 | 7.875% | Sem. | 102% | 4.26 | \$ 420.00 | 101.89 | 0.65% |
| Tecpetrol 2033 | TEC2033 | 22-ene-33 | 100.00% | 102.67 | 7.17% | 7.04% | 22-jul-26 | 7.625% | Sem. | 103% | 4.55 | \$ 400.00 | 102.28 | 0.38% |
| YPF2033 (Clase XVIII) | YPF2033 | 30-sep-33 | 100.00% | 99.45 | 7.23% | 7.10% | 30-sep-26 | 7.000% | Sem. | 99% | 4.76 | \$ 575.65 | 98.62 | 0.84% |
| YPF2034 (Clase XXXIV) | YPF2034 | 17-ene-34 | 100.00% | 103.65 | 7.69% | 7.55% | 17-jul-26 | 8.250% | Sem. | 104% | 5.10 | \$ 1,100.00 | 102.45 | 1.17% |
| Pampa Energía 2034 (Clase XXIII) | PAMPAR34 | 16-dic-34 | 100.00% | 104.08 | 7.35% | 7.22% | 16-jun-26 | 7.875% | Sem. | 104% | 6.13 | \$ 360.00 | 103.54 | 0.52% |
| Vista Energy 2035 | VIST35 | 10-dic-35 | 100.00% | 100.95 | 7.62% | 7.48% | 10-jun-26 | 7.625% | Sem. | 101% | 6.10 | \$ 600.00 | 101.15 | -0.20% |
| Pampa Energía 2037 (Clase XXVI) | PAMPAR37 | 14-nov-37 | 100.00% | 101.44 | 7.69% | 7.55% | 14-may-26 | 7.750% | Sem. | 101% | 7.37 | \$ 360.00 | 100.73 | 0.70% |
| YPF 2047 | YPF2047 | 15-dic-47 | 100.00% | 89.49 | 8.18% | 8.02% | 15-jun-26 | 7.000% | Sem. | 90% | 10.22 | \$ 750.00 | 88.93 | 0.63% |
| Utilidades | | | | | | | | | | | | | | |
| Genneia 2033 | GNNEIA33 | 02-dic-33 | 100.00% | 101.85 | 7.51% | 7.38% | 02-jun-26 | 7.750% | Sem. | | 5.00 | \$ 400.00 | 100.90 | 0.94% |
| Otros | | | | | | | | | | | | | | |
| Telecom 2031 | TECO31 | 18-jul-31 | 100.00% | 106.18 | 7.93% | 7.78% | 18-jul-26 | 9.500% | Sem. | 106% | 3.41 | \$ 617.22 | 105.59 | 0.56% |
| Telecom 2033 | TECO33 | 28-may-33 | 100.00% | 104.83 | 8.44% | 8.27% | 28-may-26 | 9.250% | Sem. | 105% | 4.78 | \$ 800.00 | 103.54 | 1.25% |
| Telecom 2036 | TECO36 | 20-ene-36 | 100.00% | 101.83 | 8.37% | 8.31% | 20-jul-26 | 8.500% | Sem. | 102% | 6.24 | \$ 600.00 | 100.00 | 1.83% |
| Aeropuertos Argentina 2000 | AEROAR31 | 01-ago-31 | 98.47% | 104.83 | 6.99% | 6.81% | 01-may-26 | 8.500% | Trim. | 105% | 2.79 | \$ 268.77 | 104.51 | 0.31% |

Corporativos

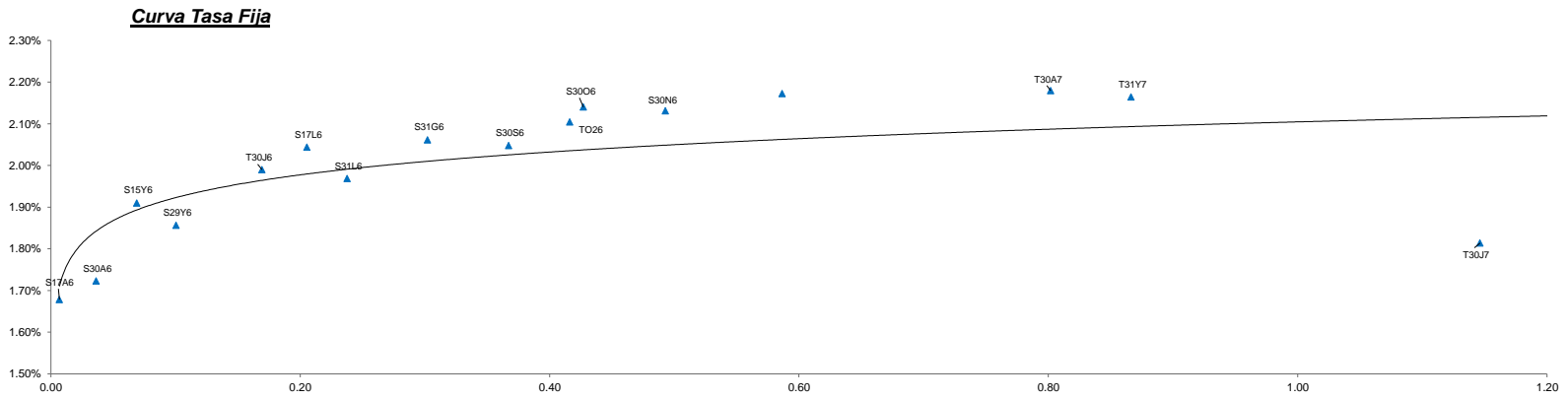
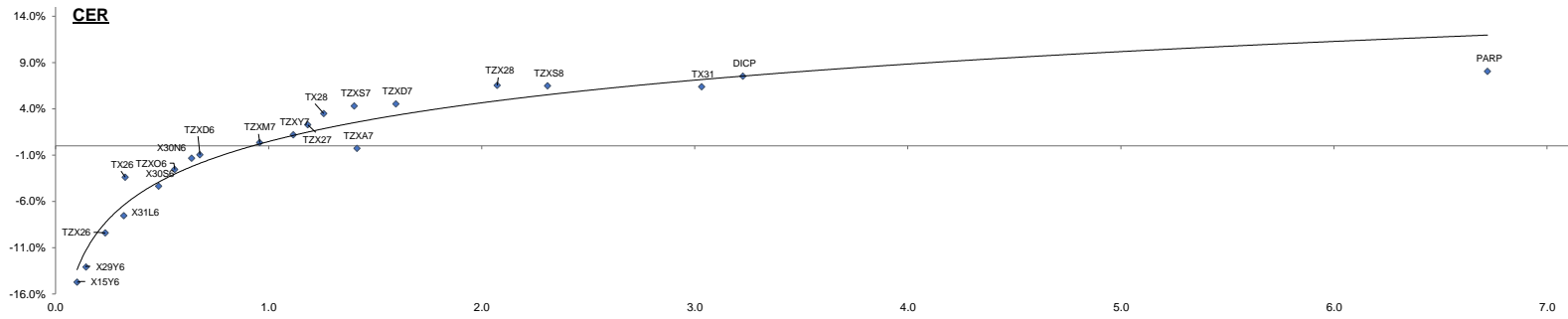


Fixed Income Research

Bond

| Ajustables por CER (*) | Ticker | Maturity | V.R. (%) | Price | TEA | TNA | Next coupon | Cupon | Frec | Parity | M Dur | Outstanding (MM) | 31-mar | MoM |
|--|---------------|-----------------|-----------------|--------------|------------|------------|--------------------|-----------------|-------------|---------------|--------------|-------------------------|--------------|------------|
| Bono del Tesoro CER 05/2026 | X15Y6 | 15-may-26 | 100.00% | 105.68 | -14.73% | -15.83% | 15-may-26 | Fijo 0% | Sem. | 101% | 0.10 | \$ 3,289,269.78 | 104.50 | 1.13% |
| Bono del Tesoro CER 05/2026 | X29Y6 | 29-may-26 | 100.00% | 114.34 | -13.09% | -13.91% | 29-may-26 | Fijo 0% | Sem. | 100% | 0.14 | \$ 1,193,042.00 | 113.05 | 1.15% |
| Bono del Tesoro CER 06/2026 | TZX26 | 30-jun-26 | 100.00% | 373.30 | -9.42% | -9.79% | 30-jun-26 | Fijo 0% | - | 102% | 0.23 | \$ 2,153,793.39 | 368.20 | 1.39% |
| Bono del Tesoro CER 07/2026 | X31L6 | 31-jul-26 | 100.00% | 109.38 | -7.55% | -7.76% | 31-jul-26 | Fijo 0% | Sem. | 102% | 0.32 | \$ 457,889.00 | 107.70 | 1.56% |
| Bono del Tesoro CER 07/2026 | X30S6 | 30-sep-26 | 100.00% | 104.60 | -4.36% | -4.41% | 30-sep-26 | Fijo 0% | Sem. | 102% | 0.48 | \$ 1,117,884.00 | 102.35 | - |
| Bono del Tesoro CER 10/2026 | TZX06 | 30-oct-26 | 100.00% | 154.75 | -2.56% | -2.58% | 30-oct-26 | Fijo 0% | - | 101% | 0.56 | \$ 2,476,279.29 | 151.75 | 1.98% |
| Bono del Tesoro CER 2026 | TX26 | 09-nov-26 | 40.00% | 1,334.00 | -3.39% | -3.42% | 09-may-26 | Fija 2.00% | Sem. | 102% | 0.33 | \$ 88,852.45 | 1,321.00 | 0.98% |
| Bono del Tesoro CER 11/2026 | X30N6 | 30-nov-26 | 100.00% | 112.00 | -1.34% | -1.34% | 30-nov-26 | Fijo 0% | Sem. | 102% | 0.64 | \$ 4,557,709.00 | 110.24 | 1.60% |
| Bono del Tesoro CER 12/2026 | TZXD6 | 15-dic-26 | 100.00% | 272.05 | -0.97% | -0.97% | 15-dic-26 | Fijo 0% | - | 101% | 0.68 | \$ 14,424,781.20 | 267.50 | 1.70% |
| Bono del Tesoro CER 03/2027 | TZXM7 | 31-mar-27 | 100.00% | 202.10 | 0.34% | 0.34% | 31-mar-27 | Fijo 0% | - | 100% | 0.96 | \$ 1,596,989.71 | 198.55 | 1.79% |
| Bono del Tesoro CER 04/2027 | TZXA7 | 30-abr-27 | 100.00% | 112.80 | -0.26% | -0.26% | 30-abr-27 | Fijo 0% | - | 100% | 1.41 | \$ 370,752.00 | 109.50 | 3.01% |
| Bono del Tesoro CER 05/2027 | TZXY7 | 31-may-27 | 100.00% | 109.60 | 1.17% | 1.18% | 31-may-27 | Fijo 0% | - | 99% | 1.12 | \$ 3,154,722.06 | 107.50 | 1.95% |
| Bono del Tesoro CER 06/2027 | TZXZ7 | 30-jun-27 | 100.00% | 355.80 | 2.27% | 2.27% | 30-jun-27 | Fijo 0% | - | 97% | 1.18 | \$ 2,832,600.00 | 353.00 | 0.79% |
| Bono del Tesoro CER 09/2027 | TZXS7 | 30-sep-27 | 100.00% | 95.25 | 4.31% | 4.36% | 30-sep-27 | Fijo 0% | - | 94% | 1.40 | \$ 1,218,541.00 | 94.05 | - |
| Bono del Tesoro CER 06/2027 | TZXD7 | 15-dic-27 | 100.00% | 251.00 | 4.53% | 4.60% | 15-dic-27 | Fijo 0% | - | 93% | 1.60 | \$ 11,944,821.00 | 248.00 | 1.21% |
| Bono del Tesoro CER 12/2028 | TZX28 | 30-jun-28 | 100.00% | 317.80 | 6.53% | 6.79% | 30-jun-28 | Fijo 0% | - | 87% | 2.07 | \$ 5,851,684.00 | 311.60 | 1.99% |
| Bono del Tesoro CER 09/2028 | TZXS8 | 30-sep-28 | 100.00% | 86.45 | 6.48% | 6.79% | 30-sep-28 | Fijo 0% | - | 86% | 2.31 | \$ - | 83.80 | - |
| Bono del Tesoro CER 11/2028 | TX28 | 09-nov-28 | 60.00% | 1,946.00 | 3.48% | 3.45% | 09-may-26 | Fija 2.25% | - | 166% | 1.26 | \$ 45,542.91 | 1,928.00 | 0.93% |
| Bono del Tesoro CER 2031 | TX31 | 30-nov-31 | 100.00% | 1,390.50 | 6.38% | 6.28% | 30-may-26 | Fija 2.5% | Sem. | 89% | 3.03 | \$ 45,562.00 | 1,368.00 | 1.64% |
| Discount \$ Ley Arg. | DICP | 31-dic-33 | 80.00% | 49,570.00 | 7.51% | 7.37% | 30-jun-26 | Fija 5.83% | Sem. | 95% | 3.23 | \$ 3,394.96 | 48,515.00 | 2.17% |
| PAR \$ Ley Arg. | PARP | 31-dic-38 | 100.00% | 33,555.00 | 8.04% | 7.88% | 30-sep-26 | 1.77% | Sem. | 67% | 6.72 | \$ 2,858.33 | 32,500.00 | 3.25% |
| Tasa Fija | Ticker | Maturity | V.R. (%) | Price | TEA | TNA | Next coupon | Cupon | TEM | Parity | M Dur | Outstanding (MM) | Price | MoM |
| Letra del Tesoro Capitalizable | S17A6 | 17-abr-26 | 100.00% | 109.94 | 22.45% | 20.27% | 17-abr-26 | 0.00% | 1.68% | 110% | 0.01 | \$ 7,564,747.31 | 108.95 | 0.92% |
| Letra del Tesoro Capitalizable | S30A6 | 30-abr-26 | 100.00% | 126.33 | 23.10% | 20.88% | 30-abr-26 | 0.00% | 1.72% | 126% | 0.04 | \$ 1,791,586.68 | 125.01 | 1.06% |
| Letra del Tesoro Capitalizable | S15Y6 | 15-may-26 | 100.00% | 103.14 | 25.89% | 23.25% | 15-may-26 | 0.00% | 1.91% | 103% | 0.07 | \$ 2,209,319.00 | 102.05 | 1.07% |
| Letra del Tesoro Capitalizable | S29Y6 | 29-may-26 | 100.00% | 128.45 | 25.08% | 22.69% | 29-may-26 | 0.00% | 1.86% | 128% | 0.10 | \$ 553,654.52 | 126.98 | 1.16% |
| Bono del Tesoro Capitalizable | T30J6 | 30-jun-26 | 100.00% | 137.75 | 27.09% | 24.59% | 30-jun-26 | 0.00% | 1.99% | 138% | 0.17 | \$ 1,843,759.60 | 136.15 | 1.18% |
| Letra del Tesoro Capitalizable | S17L6 | 17-jul-26 | 100.00% | 101.29 | 27.91% | 25.42% | - | 0.00% | 2.04% | 101% | 0.21 | \$ - | 99.99 | - |
| Letra del Tesoro Capitalizable | S31L6 | 31-jul-26 | 100.00% | 109.70 | 26.77% | 24.57% | 31-jul-26 | 0.00% | 1.97% | 110% | 0.24 | \$ 1,844,892.00 | 108.00 | 1.57% |
| Letra del Tesoro Capitalizable | S31G6 | 31-ago-26 | 100.00% | 115.60 | 28.18% | 26.04% | 31-ago-26 | 0.00% | 2.06% | 116% | 0.30 | \$ 1,916,494.00 | 114.20 | 1.22% |
| Bote 10/2026 | TO26 | 18-oct-26 | 100.00% | 102.30 | 28.84% | 27.01% | 17-abr-26 | Fija 15.50% | 2.10% | 95% | 0.42 | \$ 96,569.71 | 100.90 | 1.39% |
| Letra del Tesoro Capitalizable | S30S6 | 30-sep-26 | 100.00% | 104.85 | 27.98% | 26.13% | 30-sep-26 | 0.00% | 2.05% | 105% | 0.37 | \$ 407,370.00 | 103.00 | 1.80% |
| Bono del Tesoro Capitalizable | S30O6 | 30-oct-26 | 100.00% | 117.55 | 29.39% | 27.66% | 30-oct-26 | 0.00% | 2.14% | 118% | 0.43 | \$ 670,319.00 | 116.00 | 1.34% |
| Letra del Tesoro Capitalizable | S30N6 | 30-nov-26 | 100.00% | 110.50 | 29.25% | 27.84% | 30-nov-26 | 0.00% | 2.13% | 111% | 0.49 | \$ 1,698,037.00 | 109.15 | 1.24% |
| Bono del Tesoro Capitalizable | T15E7 | 15-ene-27 | 100.00% | 132.20 | 29.89% | 28.91% | 15-ene-27 | 0.00% | 2.17% | 132% | 0.59 | \$ 4,538,875.00 | 130.20 | 1.54% |
| Bono del Tesoro Capitalizable | T30A7 | 30-abr-27 | 100.00% | 119.65 | 30.00% | 30.18% | 30-abr-27 | 0.00% | 2.18% | 120% | 0.80 | \$ 1,635,058.45 | 117.55 | 1.79% |
| Bono del Tesoro Capitalizable | T31Y7 | 31-may-27 | 100.00% | 112.95 | 29.76% | 30.29% | 31-may-27 | 0.00% | 2.16% | 113% | 0.87 | \$ 1,352,881.47 | 110.45 | 2.26% |
| Bono del Tesoro Capitalizable | T30J7 | 30-jun-27 | 100.00% | 113.85 | 24.45% | 25.71% | 30-jun-27 | 0.00% | 1.81% | 114% | 1.15 | \$ 1,843,759.60 | 113.30 | 0.49% |
| Bono del Tesoro | TY30P | 30-may-30 | 100.00% | 120.35 | 27.25% | 25.61% | 30-may-26 | Fija 29.50% | 2.00% | 108% | 2.19 | \$ 1,691,807.34 | 118.00 | 1.99% |
| Tasa Variable | Ticker | Maturity | V.R. (%) | Price | TEA | TNA | Next coupon | Cupon | Frec | Parity | M Dur | Outstanding (MM) | Price | MoM |
| Bono del Tesoro TAMAR | M30A6 | 30-abr-26 | 100.00% | 114.18 | 35.84% | 31.06% | 30-abr-26 | 0.00% | 2.55% | 114% | 0.03 | \$ 2,728,077.00 | 113.05 | 1.00% |
| Bono del Tesoro Dual - TAMAR | TTJ26 | 30-jun-26 | 100.00% | 154.25 | 30.17% | 26.66% | 30-jun-26 | 0.00% | 2.19% | 154% | 0.30 | \$ 3,495,562.96 | 152.95 | 0.85% |
| Bono del Tesoro TAMAR | M31G6 | 31-ago-26 | 100.00% | 118.00 | 31.05% | 27.37% | 31-ago-26 | 0.00% | 2.25% | 118% | 0.30 | \$ 5,798,713.00 | 117.63 | 0.32% |
| Bono del Tesoro Dual - TAMAR | TTS26 | 15-sep-26 | 100.00% | 152.75 | 31.63% | 27.80% | 15-sep-26 | 0.00% | 2.28% | 153% | 0.43 | \$ 3,495,562.96 | 151.60 | 0.76% |
| Bono del Tesoro Dual - TAMAR | TTD26 | 16-dic-26 | 100.00% | 151.00 | 32.48% | 28.46% | 16-dic-26 | 0.00% | 2.34% | 151% | 0.61 | \$ 9,195,951.04 | 150.20 | 0.53% |
| Bono del Tesoro TAMAR | TMF27 | 26-feb-27 | 100.00% | 109.55 | 31.52% | 27.74% | Bullet | 0.00% | 2.28% | 110% | 0.68 | \$ - | 108.40 | - |
| Ciudad de Buenos Aires 2028 | BDC28 | 22-feb-28 | 100.00% | 104.50 | 28.71% | 26.05% | 22-may-26 | Badlar + 375pbs | Trim. | 100% | 1.38 | \$ 30,809.94 | 105.00 | -0.48% |
| Dólar Linked | Ticker | Maturity | V.R. (%) | Price | TEA | TNA | Next coupon | Cupon | Frec | Parity | M Dur | Outstanding (MM) | Price | MoM |
| Bono del Tesoro vinculado al Dólar 04/2026 | D30A6 | 30-abr-26 | 100.00% | 135,400.00 | 15.95% | 14.85% | 30-abr-26 | 0.00% | - | 99% | 0.04 | \$ 1,650.89 | 137,850.00 | -1.78% |
| Bono del Tesoro vinculado al Dólar 06/2026 | TZV26 | 30-jun-26 | 100.00% | 137,300.00 | -3.47% | -3.52% | 30-jun-26 | 0.00% | - | 101% | 0.21 | \$ 1,905.64 | 138,600.00 | -0.94% |
| Bono del Tesoro vinculado al Dólar 06/2026 | D30S6 | 30-sep-26 | 100.00% | 136,990.00 | -1.11% | -1.12% | 30-sep-26 | 0.00% | - | 101% | 0.46 | \$ 0.00 | 137,000.00 | - |
| Bono del Tesoro vinculado al Dólar 06/2026 | TZV27 | 30-jun-27 | 100.00% | 130,900.00 | 4.99% | 5.02% | 30-jun-27 | 0.00% | - | 94% | 1.21 | \$ 3,078.51 | 130,200.00 | 0.54% |

| | |
|----------------|----------|
| Dólar | 1362.81 |
| BADLAR Privada | 22.38% |
| TAMAR Privada | 22.81% |
| CER | 744.1758 |



DISCLAIMER

Este informe ha sido elaborado a título informativo. El presente NO debe ser tomado como una recomendación o instrucción, y n o reviste carácter de ofertas de productos y/o servicios ni solicitud de orden de compra y/o venta. Banco CMF S.A. no será responsable por ningún error y/u omisión del contenido.