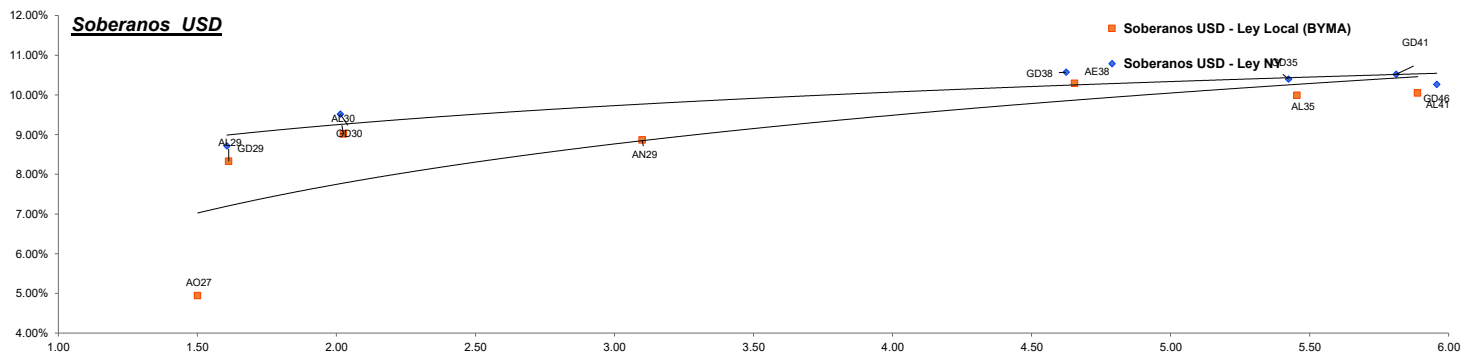


Fixed Income Research

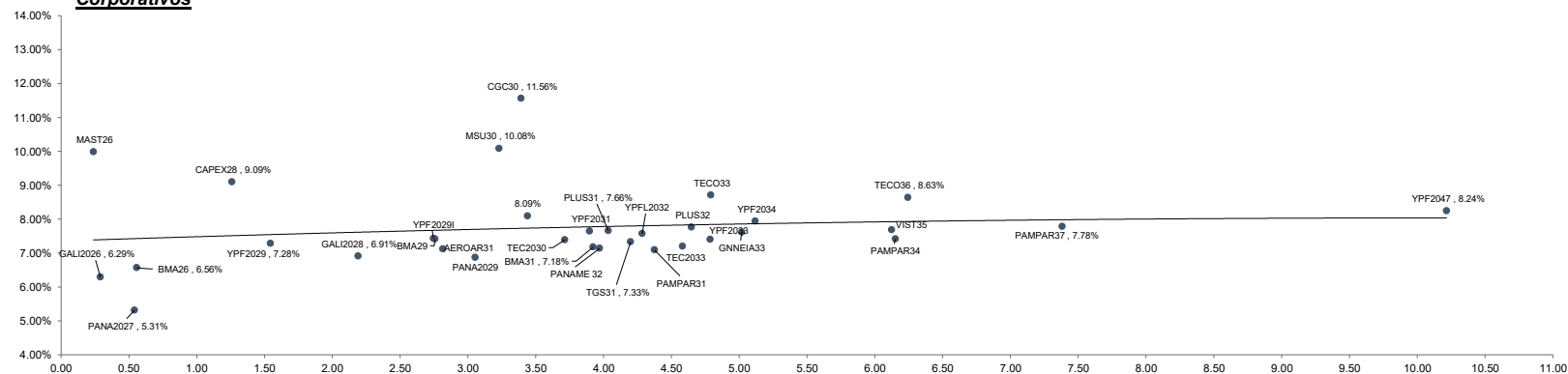
| Bond | Ticker | Maturity | V.R. (%) | Price | TEA | TNA | Next coupon | Cupon | Frec | Parity | M Dur | Outstanding (MM) | 31-mar | MoM |
|---|---------|-----------|----------|--------|--------|--------|-------------|---------|-------|--------|-------|------------------|--------|--------|
| Soberanos USD | | | | | | | | | | | | | | |
| Bonos Intern. 2029 Ley N.Y. - Step up | GD29 | 09-jul-29 | 70.00% | 87.86 | 8.90% | 8.71% | 09-jul-26 | 1.000% | Sem. | 88% | 1.61 | \$ 1,844.52 | 87.93 | -0.08% |
| Bonos Intern. 2030 Ley N.Y. - Step up | GD30 | 09-jul-30 | 72.00% | 83.92 | 9.74% | 9.51% | 09-jul-26 | 0.750% | Sem. | 84% | 2.01 | \$ 9,782.95 | 84.00 | -0.10% |
| Bonos Intern. 2035 Ley N.Y. - Step up | GD35 | 09-jul-35 | 100.00% | 72.58 | 10.67% | 10.40% | 09-jul-26 | 4.125% | Sem. | 73% | 5.42 | \$ 20,501.72 | 72.55 | 0.04% |
| Bonos Intern. 2038 Ley N.Y. - Step up | GD38 | 09-ene-38 | 100.00% | 75.63 | 10.85% | 10.57% | 09-jul-26 | 5.000% | Sem. | 76% | 4.62 | \$ 11,405.07 | 75.58 | 0.07% |
| Bonos Intern. 2041 Ley N.Y. - Step up | GD41 | 09-jul-41 | 100.00% | 67.06 | 10.79% | 10.52% | 09-jul-26 | 3.500% | Sem. | 67% | 5.81 | \$ 10,482.11 | 67.05 | 0.01% |
| Bonos Intern. 2046 Ley N.Y. - Step up | GD46 | 09-jul-46 | 93.18% | 68.95 | 10.53% | 10.26% | 09-jul-26 | 4.125% | Sem. | 69% | 5.96 | \$ 1,949.36 | 68.87 | 0.12% |
| BONAR 2027 - (BYMA, dirty, MEP) | AO27 | 29-oct-27 | 100.00% | 101.65 | 5.05% | 4.94% | 30-abr-26 | 6.000% | Sem. | 102% | 1.50 | \$ - | 101.60 | 0.05% |
| BONAR 2029 - step up (BYMA, dirty, MEP) | AL29 | 09-jul-29 | 70.00% | 62.05 | 8.50% | 8.33% | 09-jul-26 | 1.000% | Sem. | 88% | 1.61 | \$ 976.43 | 62.20 | -0.24% |
| BONAR 2029 - (BYMA, dirty, MEP) | AN29 | 30-nov-29 | 100.00% | 94.70 | 9.05% | 8.86% | 30-may-26 | 6.500% | Sem. | 93% | 3.10 | \$ 1,000.00 | 94.39 | 0.34% |
| BONAR 2030 - step up (BYMA, dirty, MEP) | AL30 | 10-jul-30 | 72.00% | 61.40 | 9.21% | 9.01% | 10-jul-26 | 0.750% | Sem. | 85% | 2.03 | \$ 9,433.97 | 61.06 | 0.56% |
| BONAR 2035 - step up (BYMA, dirty, MEP) | AL35 | 09-jul-35 | 100.00% | 75.20 | 10.23% | 9.98% | 09-jul-26 | 4.125% | Sem. | 74% | 5.46 | \$ 10,151.85 | 74.52 | 0.91% |
| BONAR 2038 - step up (BYMA, dirty, MEP) | AE38 | 09-ene-38 | 100.00% | 77.80 | 10.55% | 10.29% | 09-jul-26 | 5.000% | Sem. | 77% | 4.66 | \$ 7,231.45 | 77.15 | 0.84% |
| BONAR 2041 - step up (BYMA, dirty, MEP) | AL41 | 09-jul-41 | 100.00% | 69.79 | 10.29% | 10.04% | 09-jul-26 | 3.500% | Sem. | 69% | 5.89 | \$ 1,542.23 | 69.25 | 0.78% |
| Soberanos Euros | | | | | | | | | | | | | | |
| Bonos Intern. 2029 Euros - Step up | GE29 | 09-jul-29 | 70.00% | 87.00 | 8.96% | 8.77% | 09-jul-26 | 0.500% | Sem. | 87% | 1.61 | \$ 63.27 | 87.23 | -0.26% |
| Bonos Intern. 2030 Euros - Step up | GE30 | 09-jul-30 | 72.00% | 82.95 | 9.02% | 8.82% | 09-jul-26 | 0.125% | Sem. | 83% | 2.04 | \$ 839.23 | 82.94 | 0.01% |
| Bonos Intern. 2035 Euros - Step up | GE35 | 09-jul-35 | 100.00% | 71.54 | 9.94% | 9.70% | 09-jul-26 | 3.875% | Sem. | 72% | 5.56 | \$ 298.80 | 71.07 | 0.66% |
| Bonos Intern. 2038 Euros - Step up | GE38 | 09-ene-38 | 100.00% | 74.77 | 10.13% | 9.89% | 09-jul-26 | 4.250% | Sem. | 75% | 4.77 | \$ 809.34 | 74.38 | 0.52% |
| Bonos Intern. 2041 Euros - Step up | GE41 | 09-jul-41 | 100.00% | 65.70 | 10.55% | 10.28% | 09-jul-26 | 3.000% | Sem. | 66% | 5.93 | \$ 1,572.60 | 65.20 | 0.77% |
| Bonos Intern. 2046 Euros - Step up | GE46 | 09-jul-46 | 93.18% | 66.02 | 10.38% | 10.12% | 09-jul-26 | 4.000% | Sem. | 66% | 5.98 | \$ 231.21 | 65.62 | 0.61% |
| Banco Central USD | | | | | | | | | | | | | | |
| Dirty | | | | | | | | | | | | | | |
| BOPREAL Serie 1C (BYMA, dirty, MEP) | BPOC7 | 30-abr-27 | 100.00% | 104.25 | 2.99% | 2.96% | 30-abr-26 | 5.000% | Sem. | 102% | 1.01 | \$ 1,494.01 | 102.55 | 1.66% |
| BOPREAL Serie 1D (BYMA, dirty, MEP) | BPOD7 | 31-oct-27 | 100.00% | 102.23 | 4.96% | 4.90% | 30-abr-26 | 5.000% | Sem. | 100% | 1.22 | \$ 6,921.93 | 102.48 | -0.25% |
| BOPREAL Serie 4 A | BPO28A | 30-abr-28 | 100.00% | 86.68 | 11.34% | 11.03% | 30-abr-26 | 3.000% | Sem. | 86% | 1.80 | \$ 1,000.00 | 86.75 | -0.08% |
| BOPREAL Serie 4 B | BPO28B | 31-oct-28 | 100.00% | 85.07 | 10.55% | 10.29% | 30-abr-26 | 3.000% | Sem. | 84% | 2.23 | \$ 2,000.00 | 84.96 | 0.13% |
| Provinciales | | | | | | | | | | | | | | |
| Clean | | | | | | | | | | | | | | |
| Tierra del fuego 2027 | FUE27 | 17-abr-27 | 20.00% | 99.79 | 9.68% | 9.35% | 17-abr-26 | 8.950% | Trim. | 100% | 0.51 | \$ 41.03 | 99.77 | 0.02% |
| Córdoba 2027 | PDCAR27 | 01-jun-27 | 75.00% | 99.80 | 7.37% | 7.24% | 01-jun-26 | 3.000% | Sem. | 100% | 0.62 | \$ 370.50 | 99.86 | -0.06% |
| Ciudad de Bs. As. 2027 | CABA27 | 01-jun-27 | 66.67% | 100.98 | 5.99% | 5.90% | 01-jun-26 | 7.500% | Sem. | 101% | 0.62 | \$ 593.36 | 100.92 | 0.06% |
| Ciudad de Córdoba 2027 | COROA27 | 29-sep-27 | 37.50% | 96.15 | 11.54% | 11.22% | 29-sep-26 | Step-up | Sem. | 96% | 0.91 | \$ 210.75 | 95.91 | 0.25% |
| Santa Fe 2027 | SFE27 | 01-nov-27 | 66.67% | 99.61 | 7.37% | 7.24% | 01-may-26 | 6.900% | Sem. | 100% | 0.99 | \$ 166.67 | 99.40 | 0.21% |
| Rio Negro 2028 | PRN28 | 10-mar-28 | 44.44% | 97.31 | 9.53% | 9.31% | 10-sep-26 | 2.750% | Sem. | 97% | 1.09 | \$ 100.00 | 97.35 | -0.04% |
| Córdoba 2029 | PDCAR29 | 01-feb-29 | 100.00% | 96.52 | 8.93% | 8.73% | 01-ago-26 | 3.000% | Sem. | 97% | 1.86 | \$ 433.00 | 96.47 | 0.05% |
| Córdoba 2032 | CO32 | 01-feb-29 | 100.00% | 102.36 | 9.37% | 9.16% | 02-jul-26 | 9.750% | Sem. | 102% | 3.96 | \$ 562.00 | 102.16 | 0.20% |
| Mendoza 2029 | PM29 | 19-mar-29 | 46.15% | 96.37 | 8.24% | 8.08% | 19-sep-26 | 2.750% | Sem. | 96% | 1.56 | \$ 259.38 | 96.44 | -0.07% |
| Neuquen 2030 (No Garant) | NEU30A | 27-abr-30 | 69.23% | 97.70 | 8.28% | 8.11% | 27-abr-26 | 2.500% | Sem. | 98% | 1.77 | \$ 253.38 | 97.58 | 0.12% |
| Neuquen 2030 (Garant) | NEU30M | 12-may-30 | 52.37% | 104.22 | 6.58% | 6.43% | 12-may-26 | 5.170% | Sem. | 104% | 1.88 | \$ 188.26 | 104.23 | -0.01% |
| Chubut 2030 | CHUBT30 | 26-jul-30 | 41.08% | 99.10 | 8.74% | 8.47% | 27-abr-26 | 7.750% | Trim. | 99% | 0.04 | \$ 267.04 | 99.11 | -0.01% |
| Ciudad de Bs. As. 2033 | CABA33 | 26-nov-33 | 100.00% | 101.64 | 7.61% | 7.47% | 26-may-26 | 7.800% | Sem. | 102% | 4.99 | \$ 600.00 | 101.62 | 0.02% |
| Santa Fe 2034 | SFD34 | 11-dic-34 | 100.00% | 95.73 | 9.12% | 8.92% | 11-jun-26 | 8.100% | Sem. | 96% | 5.15 | \$ 800.00 | 95.72 | 0.01% |
| Córdoba 2035 | CO35 | 03-feb-35 | 100.00% | 95.65 | 9.60% | 9.38% | 03-ago-26 | 8.600% | Sem. | 96% | 5.47 | \$ 800.00 | 95.66 | -0.01% |
| Buenos Aires 2037A | BA37D | 01-sep-37 | 88.94% | 76.18 | 13.00% | 12.61% | 01-sep-26 | 6.625% | Sem. | 76% | 4.17 | \$ 5,514.28 | 75.72 | 0.61% |
| Buenos Aires 2037B | BB37D | 01-sep-37 | 100.00% | 68.84 | 12.99% | 12.59% | 01-sep-26 | 5.875% | Sem. | 69% | 5.18 | \$ 770.00 | 68.50 | 0.50% |
| Buenos Aires 2037C | BC37D | 01-sep-37 | 100.00% | 63.06 | 13.90% | 13.44% | 01-sep-26 | 5.250% | Sem. | 63% | 5.18 | \$ 150.00 | 62.92 | 0.22% |



Fixed Income Research

| Bond | Ref | Maturity | V.R. (%) | Price | TEA | TNA | Next coupon | Cupon | Frec | Parity | M Dur | Outstanding (MM) | 31-mar | MoM |
|--------------------------------------|-----------|-----------|----------|--------|--------|--------|-------------|---------|-------|--------|-------|------------------|--------|--------|
| Corporativos | | | | | | | | | | | | | | |
| Alimentos y bebidas | | | | | | | | | | | | | | |
| Mastellone 2026 | MAST26 | 30-jun-26 | 100.00% | 100.29 | 9.98% | 9.63% | 30-jun-26 | 10.950% | Trim. | 100% | 0.24 | \$ 110.87 | 100.05 | 0.24% |
| Bancos | | | | | | | | | | | | | | |
| Galicia 2026 | GALI2026 | 19-jul-26 | 100.00% | 100.49 | 6.29% | 6.20% | 20-jul-26 | 8.250% | Sem. | 100% | 0.29 | \$ 250.00 | 100.52 | -0.03% |
| Banco Macro 2026 | BMA26 | 04-nov-26 | 100.00% | 100.06 | 6.56% | 6.46% | 04-may-26 | 6.750% | Sem. | 100% | 0.56 | \$ 400.00 | 100.03 | 0.03% |
| Galicia 2028 | GALI2028 | 10-oct-28 | 100.00% | 102.16 | 6.91% | 6.79% | 10-abr-26 | 7.750% | Sem. | 102% | 2.19 | \$ 325.00 | 102.58 | -0.41% |
| Banco Macro 2029 | BMA29 | 23-jun-29 | 100.00% | 101.94 | 7.41% | 7.28% | 23-jun-26 | 8.000% | Sem. | 102% | 2.76 | \$ 400.00 | 101.83 | 0.11% |
| Banco Macro 2031 | BMA31 | 28-ene-31 | 100.00% | 101.66 | 7.18% | 7.05% | 28-jul-26 | 8.000% | Sem. | 104% | 3.92 | \$ 400.00 | 101.58 | - |
| Petróleo y Gas | | | | | | | | | | | | | | |
| Panamerican Energy 2027 | PANA2027 | 30-abr-27 | 60.00% | 102.11 | 5.31% | 5.24% | 30-abr-26 | 9.125% | Sem. | 102% | 0.54 | \$ 180.00 | 102.02 | 0.09% |
| Capex 2028 | CAPEX28 | 25-ago-28 | 62.50% | 100.44 | 9.09% | 8.90% | 25-ago-26 | 9.250% | Sem. | 100% | 1.26 | \$ 118.00 | 100.79 | -0.35% |
| YPF2029 (Clase XVII) | YPF2029 | 30-jun-29 | 100.00% | 102.87 | 7.28% | 7.15% | 30-jun-29 | 9.000% | Sem. | 103% | 1.54 | \$ 747.00 | 102.84 | 0.03% |
| YPF2029 (Clase I) | YPF2029I | 27-jun-29 | 100.00% | 103.37 | 7.42% | 7.29% | 27-jun-26 | 8.500% | Sem. | 103% | 2.75 | \$ 500.00 | 103.10 | 0.26% |
| Panamerican Energy 2029 (Clase XXXV) | PANA2029 | 27-sep-29 | 100.00% | 100.71 | 6.87% | 6.75% | 28-sep-26 | 7.000% | Sem. | 101% | 3.05 | \$ 176.94 | 99.74 | 0.97% |
| Tecpetrol 2030 | TEC2030 | 04-nov-30 | 100.00% | 101.34 | 7.39% | 7.26% | 04-may-26 | 7.625% | Sem. | 101% | 3.71 | \$ 400.00 | 101.31 | 0.03% |
| CGC 2030 | CGC30 | 28-nov-30 | 100.00% | 102.14 | 11.56% | 11.24% | 28-may-26 | 11.875% | Sem. | 102% | 3.39 | \$ 300.00 | 102.11 | 0.03% |
| MSU Energy (Clase XII Serie B) | MSU30 | 05-dic-30 | 100.00% | 99.72 | 10.08% | 9.84% | 05-jun-26 | 9.750% | Sem. | 100% | 3.23 | \$ 172.65 | 99.77 | -0.05% |
| Transportadora Gas del Sur 2031 | TGS31 | 24-jul-31 | 100.00% | 105.64 | 7.33% | 7.20% | 24-jul-26 | 8.500% | Sem. | 106% | 4.20 | \$ 490.00 | 105.80 | -0.15% |
| Pampa Energía 2031 | PAMPAR31 | 10-sep-31 | 100.00% | 104.31 | 7.09% | 6.97% | 10-sep-26 | 7.950% | Sem. | 104% | 4.37 | \$ 410.00 | 104.40 | -0.09% |
| YPF 2031 | YPF2031 | 11-sep-31 | 100.00% | 104.89 | 7.65% | 7.50% | 11-sep-26 | 8.750% | Sem. | 105% | 3.90 | \$ 500.00 | 104.55 | 0.33% |
| Panamerican Energy 2032 | PANAME 32 | 30-abr-32 | 100.00% | 106.15 | 7.13% | 7.01% | 30-abr-26 | 8.500% | Sem. | 106% | 3.97 | \$ 400.00 | 106.43 | -0.26% |
| Pluspetrol 2031 | PLUS31 | 18-may-31 | 100.00% | 102.50 | 7.66% | 7.52% | 18-may-26 | 8.125% | Sem. | 102% | 4.03 | \$ 450.00 | 102.61 | -0.11% |
| Pluspetrol 2032 | PLUS32 | 30-may-32 | 100.00% | 104.21 | 7.76% | 7.62% | 01-jun-26 | 8.500% | Sem. | 104% | 4.65 | \$ 450.00 | 104.01 | 0.19% |
| YPF Luz 2032 | YPFL2032 | 16-oct-32 | 100.00% | 101.88 | 7.57% | 7.43% | 16-abr-26 | 7.875% | Sem. | 102% | 4.28 | \$ 420.00 | 101.89 | -0.01% |
| Tecpetrol 2033 | TEC2033 | 22-ene-33 | 100.00% | 102.54 | 7.20% | 7.07% | 22-jul-26 | 7.625% | Sem. | 103% | 4.58 | \$ 400.00 | 102.28 | 0.25% |
| YPF2033 (Clase XVIII) | YPF2033 | 30-sep-33 | 100.00% | 98.67 | 7.40% | 7.27% | 30-sep-26 | 7.000% | Sem. | 99% | 4.79 | \$ 575.65 | 98.62 | 0.05% |
| YPF2034 (Clase XXXIV) | YPF2034 | 17-ene-34 | 100.00% | 102.39 | 7.94% | 7.79% | 17-jul-26 | 8.250% | Sem. | 102% | 5.12 | \$ 1,100.00 | 102.45 | -0.06% |
| Pampa Energía 2034 (Clase XXIII) | PAMPAR34 | 16-dic-34 | 100.00% | 103.69 | 7.41% | 7.28% | 16-jun-26 | 7.875% | Sem. | 104% | 6.15 | \$ 360.00 | 103.54 | 0.14% |
| Vista Energy 2035 | VIST35 | 10-dic-35 | 100.00% | 100.55 | 7.68% | 7.54% | 10-jun-26 | 7.625% | Sem. | 101% | 6.12 | \$ 600.00 | 101.15 | -0.59% |
| Pampa Energía 2037 (Clase XXVI) | PAMPAR37 | 14-nov-37 | 100.00% | 100.74 | 7.78% | 7.64% | 14-may-26 | 7.750% | Sem. | 101% | 7.38 | \$ 360.00 | 100.73 | 0.01% |
| YPF 2047 | YPF2047 | 15-dic-47 | 100.00% | 88.94 | 8.24% | 8.08% | 15-jun-26 | 7.000% | Sem. | 89% | 10.22 | \$ 750.00 | 88.93 | 0.01% |
| Utilidades | | | | | | | | | | | | | | |
| Genneia 2033 | GNNEIA33 | 02-dic-33 | 100.00% | 101.36 | 7.61% | 7.47% | 02-jun-26 | 7.750% | Sem. | | 5.02 | \$ 400.00 | 100.90 | 0.46% |
| Otros | | | | | | | | | | | | | | |
| Telecom 2031 | TECO31 | 18-jul-31 | 100.00% | 105.65 | 8.09% | 7.94% | 18-jul-26 | 9.500% | Sem. | 106% | 3.44 | \$ 617.22 | 105.59 | 0.06% |
| Telecom 2033 | TECO33 | 28-may-33 | 100.00% | 103.54 | 8.71% | 8.52% | 28-may-26 | 9.250% | Sem. | 103% | 4.79 | \$ 800.00 | 103.54 | 0.00% |
| Telecom 2036 | TECO36 | 20-ene-36 | 100.00% | 100.21 | 8.63% | 8.31% | 20-jul-26 | 8.500% | Sem. | 100% | 6.24 | \$ 600.00 | 100.00 | 0.21% |
| Aeropuertos Argentina 2000 | AEROAR31 | 01-ago-31 | 98.47% | 104.49 | 7.12% | 6.94% | 01-may-26 | 8.500% | Trim. | 104% | 2.81 | \$ 268.77 | 104.51 | -0.02% |

Corporativos

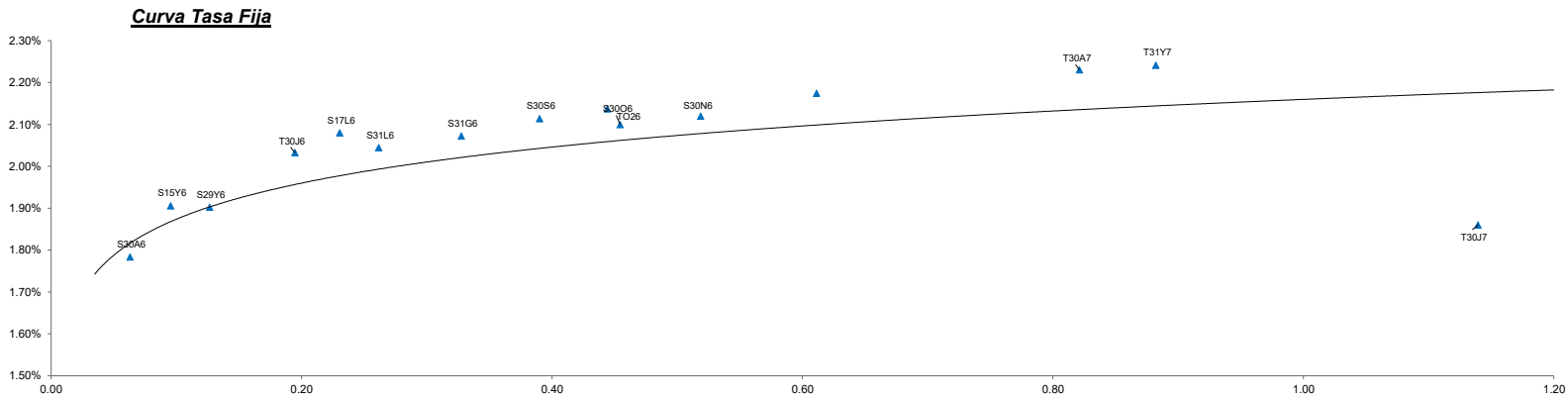
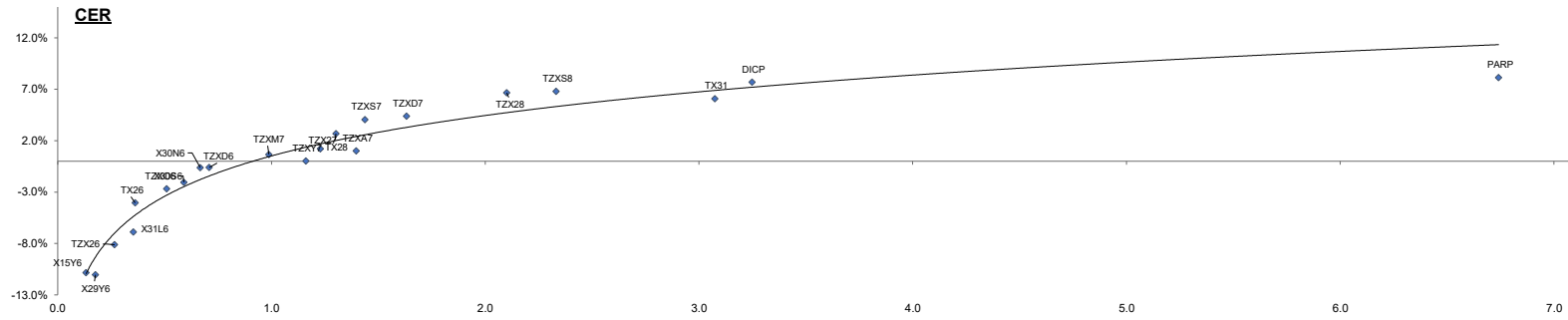


Fixed Income Research

Bond

| Ajustables por CER (*) | Ticker | Maturity | V.R. (%) | Price | TEA | TNA | Next coupon | Cupon | Frec | Parity | M Dur | Outstanding (MM) | 31-mar | MoM |
|--|---------------|-----------------|-----------------|--------------|------------|------------|--------------------|-----------------|-------------|---------------|--------------|-------------------------|--------------|------------|
| Bono del Tesoro CER 05/2026 | X15Y6 | 15-may-26 | 100.00% | 104.84 | -10.84% | -11.40% | 15-may-26 | Fijo 0% | Sem. | 101% | 0.13 | \$ 3,289,269.78 | 104.50 | 0.33% |
| Bono del Tesoro CER 05/2026 | X29Y6 | 29-may-26 | 100.00% | 113.40 | -11.04% | -11.59% | 29-may-26 | Fijo 0% | Sem. | 99% | 0.18 | \$ 1,193,042.00 | 113.05 | 0.31% |
| Bono del Tesoro CER 06/2026 | TZX26 | 30-jun-26 | 100.00% | 369.80 | -8.13% | -8.39% | 30-jun-26 | Fijo 0% | - | 102% | 0.27 | \$ 2,153,793.39 | 368.20 | 0.43% |
| Bono del Tesoro CER 07/2026 | X31L6 | 31-jul-26 | 100.00% | 108.40 | -6.90% | -7.07% | 31-jul-26 | Fijo 0% | Sem. | 102% | 0.35 | \$ 457,889.00 | 107.70 | 0.65% |
| Bono del Tesoro CER 07/2026 | X30S6 | 30-sep-26 | 100.00% | 102.90 | -2.68% | -2.70% | 30-sep-26 | Fijo 0% | Sem. | 101% | 0.51 | \$ 1,117,884.00 | 102.35 | - |
| Bono del Tesoro CER 10/2026 | TZOX6 | 30-oct-26 | 100.00% | 153.00 | -2.05% | -2.06% | 30-oct-26 | Fijo 0% | - | 101% | 0.59 | \$ 2,476,279.29 | 151.75 | 0.82% |
| Bono del Tesoro CER 2026 | TX26 | 09-nov-26 | 40.00% | 1,326.50 | -4.05% | -4.09% | 09-may-26 | Fija 2.00% | Sem. | 102% | 0.36 | \$ 88,852.45 | 1,321.00 | 0.42% |
| Bono del Tesoro CER 11/2026 | X30N6 | 30-nov-26 | 100.00% | 110.50 | -0.63% | -0.64% | 30-nov-26 | Fijo 0% | Sem. | 100% | 0.67 | \$ 4,557,709.00 | 110.24 | 0.24% |
| Bono del Tesoro CER 12/2026 | TZXD6 | 15-dic-26 | 100.00% | 268.95 | -0.60% | -0.61% | 15-dic-26 | Fijo 0% | - | 100% | 0.71 | \$ 14,424,781.20 | 267.50 | 0.54% |
| Bono del Tesoro CER 03/2027 | TZXM7 | 31-mar-27 | 100.00% | 199.60 | 0.65% | 0.65% | 31-mar-27 | Fijo 0% | - | 99% | 0.99 | \$ 1,596,989.71 | 198.55 | 0.53% |
| Bono del Tesoro CER 04/2027 | TZXA7 | 30-abr-27 | 100.00% | 109.80 | 1.00% | 1.00% | 30-abr-27 | Fijo 0% | - | 99% | 1.40 | \$ 370,752.00 | 109.50 | 0.27% |
| Bono del Tesoro CER 05/2027 | TZXY7 | 31-may-27 | 100.00% | 110.00 | 0.03% | 0.03% | 31-may-27 | Fijo 0% | - | 100% | 1.16 | \$ 3,154,722.06 | 107.50 | 2.33% |
| Bono del Tesoro CER 06/2027 | TZX27 | 30-jun-27 | 100.00% | 356.90 | 1.20% | 1.20% | 30-jun-27 | Fijo 0% | - | 99% | 1.23 | \$ 2,832,600.00 | 353.00 | 1.10% |
| Bono del Tesoro CER 09/2027 | TZXS7 | 30-sep-27 | 100.00% | 94.60 | 4.05% | 4.09% | 30-sep-27 | Fijo 0% | - | 94% | 1.44 | \$ 1,218,541.00 | 94.05 | - |
| Bono del Tesoro CER 06/2027 | TZXD7 | 15-dic-27 | 100.00% | 249.00 | 4.36% | 4.43% | 15-dic-27 | Fijo 0% | - | 93% | 1.63 | \$ 11,944,821.00 | 248.00 | 0.40% |
| Bono del Tesoro CER 12/2028 | TZX28 | 30-jun-28 | 100.00% | 313.35 | 6.67% | 6.94% | 30-jun-28 | Fijo 0% | - | 87% | 2.10 | \$ 5,851,684.00 | 311.60 | 0.56% |
| Bono del Tesoro CER 09/2028 | TZXS8 | 30-sep-28 | 100.00% | 84.85 | 6.80% | 7.15% | 30-sep-28 | Fijo 0% | - | 85% | 2.33 | \$ - | 83.80 | - |
| Bono del Tesoro CER 11/2028 | TX28 | 09-nov-28 | 60.00% | 1,942.00 | 2.69% | 2.67% | 09-may-26 | Fija 2.25% | - | 167% | 1.30 | \$ 45,542.91 | 1,928.00 | 0.73% |
| Bono del Tesoro CER 2031 | TX31 | 30-nov-31 | 100.00% | 1,387.00 | 6.08% | 5.99% | 30-may-26 | Fija 2.5% | Sem. | 90% | 3.07 | \$ 45,562.00 | 1,368.00 | 1.39% |
| Discount \$ Ley Arg. | DICP | 31-dic-33 | 80.00% | 48,750.00 | 7.67% | 7.53% | 30-jun-26 | Fija 5.83% | Sem. | 95% | 3.25 | \$ 3,394.96 | 48,515.00 | 0.48% |
| PAR \$ Ley Arg. | PARP | 31-dic-38 | 100.00% | 32,950.00 | 8.14% | 7.98% | 30-sep-26 | 1.77% | Sem. | 67% | 6.74 | \$ 2,858.33 | 32,500.00 | 1.38% |
| Tasa Fija | Ticker | Maturity | V.R. (%) | Price | TEA | TNA | Next coupon | Cupon | TEM | Parity | M Dur | Outstanding (MM) | Price | MoM |
| Letra del Tesoro Capitalizable | S17A6 | 17-abr-26 | 100.00% | 109.32 | 19.68% | 18.03% | 17-abr-26 | 0.00% | 1.49% | 109% | 0.03 | \$ 7,564,747.31 | 108.95 | 0.34% |
| Letra del Tesoro Capitalizable | S30A6 | 30-abr-26 | 100.00% | 125.40 | 24.00% | 21.69% | 30-abr-26 | 0.00% | 1.78% | 125% | 0.06 | \$ 1,791,586.68 | 125.01 | 0.31% |
| Letra del Tesoro Capitalizable | S15Y6 | 15-may-26 | 100.00% | 102.37 | 25.82% | 23.28% | 15-may-26 | 0.00% | 1.91% | 102% | 0.10 | \$ 2,209,319.00 | 102.05 | 0.31% |
| Letra del Tesoro Capitalizable | S29Y6 | 29-may-26 | 100.00% | 127.40 | 25.77% | 23.34% | 29-may-26 | 0.00% | 1.90% | 127% | 0.13 | \$ 553,654.52 | 126.98 | 0.33% |
| Bono del Tesoro Capitalizable | T30J6 | 30-jun-26 | 100.00% | 136.50 | 27.74% | 25.22% | 30-jun-26 | 0.00% | 2.03% | 137% | 0.19 | \$ 1,843,759.60 | 136.15 | 0.26% |
| Letra del Tesoro Capitalizable | S17L6 | 17-jul-26 | 100.00% | 100.35 | 28.46% | 25.98% | - | 0.00% | 2.08% | 100% | 0.23 | \$ - | 99.99 | - |
| Letra del Tesoro Capitalizable | S31L6 | 31-jul-26 | 100.00% | 108.53 | 27.92% | 25.65% | 31-jul-26 | 0.00% | 2.04% | 109% | 0.26 | \$ 1,844,892.00 | 108.00 | 0.49% |
| Letra del Tesoro Capitalizable | S31G6 | 31-ago-26 | 100.00% | 114.60 | 28.35% | 26.29% | 31-ago-26 | 0.00% | 2.07% | 115% | 0.33 | \$ 1,916,494.00 | 114.20 | 0.35% |
| Bote 10/2026 | TO26 | 18-oct-26 | 100.00% | 101.25 | 29.34% | 27.46% | 17-abr-26 | Fija 15.50% | 2.14% | 94% | 0.44 | \$ 96,569.71 | 100.90 | 0.35% |
| Letra del Tesoro Capitalizable | S30S6 | 30-sep-26 | 100.00% | 103.60 | 28.98% | 27.13% | 30-sep-26 | 0.00% | 2.11% | 104% | 0.39 | \$ 407,370.00 | 103.00 | 0.58% |
| Bono del Tesoro Capitalizable | S30O6 | 30-oct-26 | 100.00% | 116.89 | 28.76% | 27.22% | 30-oct-26 | 0.00% | 2.10% | 117% | 0.45 | \$ 670,319.00 | 116.00 | 0.76% |
| Letra del Tesoro Capitalizable | S30N6 | 30-nov-26 | 100.00% | 109.67 | 29.07% | 27.81% | 30-nov-26 | 0.00% | 2.12% | 110% | 0.52 | \$ 1,698,037.00 | 109.15 | 0.48% |
| Bono del Tesoro Capitalizable | T15E7 | 15-ene-27 | 100.00% | 131.05 | 29.91% | 29.06% | 15-ene-27 | 0.00% | 2.17% | 131% | 0.61 | \$ 4,538,875.00 | 130.20 | 0.65% |
| Bono del Tesoro Capitalizable | T30A7 | 30-abr-27 | 100.00% | 117.85 | 30.79% | 31.12% | 30-abr-27 | 0.00% | 2.23% | 118% | 0.82 | \$ 1,635,058.45 | 117.55 | 0.26% |
| Bono del Tesoro Capitalizable | T31Y7 | 31-may-27 | 100.00% | 110.80 | 30.95% | 31.67% | 31-may-27 | 0.00% | 2.24% | 111% | 0.88 | \$ 1,352,881.47 | 110.45 | 0.32% |
| Bono del Tesoro Capitalizable | T30J7 | 30-jun-27 | 100.00% | 112.95 | 25.14% | 26.47% | 30-jun-27 | 0.00% | 1.86% | 113% | 1.14 | \$ 1,843,759.60 | 113.30 | -0.31% |
| Bono del Tesoro | TY30P | 30-may-30 | 100.00% | 117.70 | 27.98% | 26.26% | 30-may-26 | Fija 29.50% | 2.05% | 107% | 2.20 | \$ 1,691,807.34 | 118.00 | -0.25% |
| Tasa Variable | Ticker | Maturity | V.R. (%) | Price | TEA | TNA | Next coupon | Cupon | Frec | Parity | M Dur | Outstanding (MM) | Price | MoM |
| Bono del Tesoro TAMAR | M30A6 | 30-abr-26 | 100.00% | 113.53 | 29.23% | 25.94% | 30-abr-26 | 0.00% | 2.13% | 114% | 0.06 | \$ 2,728,077.00 | 113.05 | 0.42% |
| Bono del Tesoro Dual - TAMAR | TTJ26 | 30-jun-26 | 100.00% | 153.60 | 29.32% | 25.99% | 30-jun-26 | 0.00% | 2.14% | 154% | 0.32 | \$ 3,495,562.96 | 152.95 | 0.42% |
| Bono del Tesoro TAMAR | M31G6 | 31-ago-26 | 100.00% | 118.00 | 29.92% | 26.49% | 31-ago-26 | 0.00% | 2.17% | 118% | 0.33 | \$ 5,798,713.00 | 117.63 | 0.32% |
| Bono del Tesoro Dual - TAMAR | TTS26 | 15-sep-26 | 100.00% | 152.35 | 31.47% | 27.67% | 15-sep-26 | 0.00% | 2.27% | 152% | 0.46 | \$ 3,495,562.96 | 151.60 | 0.49% |
| Bono del Tesoro Dual - TAMAR | TTD26 | 16-dic-26 | 100.00% | 151.60 | 31.76% | 27.90% | 16-dic-26 | 0.00% | 2.29% | 152% | 0.65 | \$ 9,195,951.04 | 150.20 | 0.93% |
| Bono del Tesoro TAMAR | TMF27 | 26-feb-27 | 100.00% | 109.10 | 32.58% | 28.57% | Bullet | 0.00% | 2.35% | 109% | 0.70 | \$ - | 108.40 | - |
| Ciudad de Buenos Aires 2028 | BDC28 | 22-feb-28 | 100.00% | 105.00 | 31.10% | 28.02% | 22-may-26 | Badlar + 375pbs | Trim. | 102% | 1.38 | \$ 30,809.94 | 105.00 | 0.00% |
| Dólar Linked | Ticker | Maturity | V.R. (%) | Price | TEA | TNA | Next coupon | Cupon | Frec | Parity | M Dur | Outstanding (MM) | Price | MoM |
| Bono del Tesoro vinculado al Dólar 04/2026 | D30A6 | 30-abr-26 | 100.00% | 138,950.00 | -1.66% | -1.67% | 30-abr-26 | 0.00% | - | 100% | 0.08 | \$ 1,650.89 | 137,850.00 | 0.80% |
| Bono del Tesoro vinculado al Dólar 06/2026 | TZV26 | 30-jun-26 | 100.00% | 139,790.00 | -2.95% | -2.99% | 30-jun-26 | 0.00% | - | 101% | 0.24 | \$ 1,905.64 | 138,600.00 | 0.86% |
| Bono del Tesoro vinculado al Dólar 06/2026 | D30S6 | 30-sep-26 | 100.00% | 136,300.00 | 3.69% | 3.66% | 30-sep-26 | 0.00% | - | 98% | 0.50 | \$ 0.00 | 137,000.00 | - |
| Bono del Tesoro vinculado al Dólar 06/2026 | TZV27 | 30-jun-27 | 100.00% | 131,000.00 | 4.80% | 4.82% | 30-jun-27 | 0.00% | - | 94% | 1.24 | \$ 3,078.51 | 130,200.00 | 0.61% |

| | |
|----------------|----------|
| Dólar | 1387.72 |
| BADLAR Privada | 25.38% |
| TAMAR Privada | 26.31% |
| CER | 735.9860 |



DISCLAIMER

Este informe ha sido elaborado a título informativo. El presente NO debe ser tomado como una recomendación o instrucción, y n o reviste carácter de ofertas de productos y/o servicios ni solicitud de orden de compra y/o venta. Banco CMF S.A. no será responsable por ningún error y/u omisión del contenido.