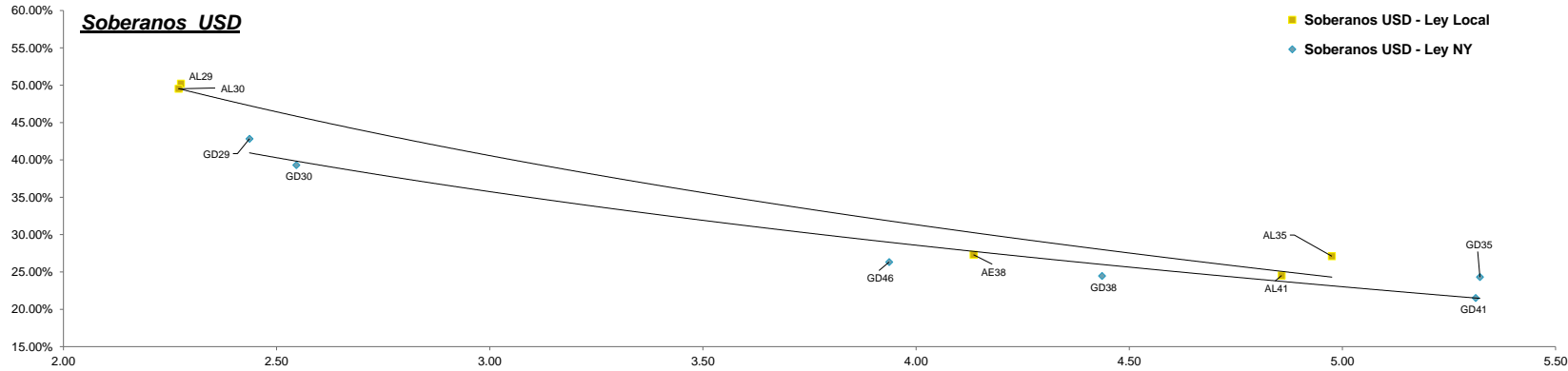


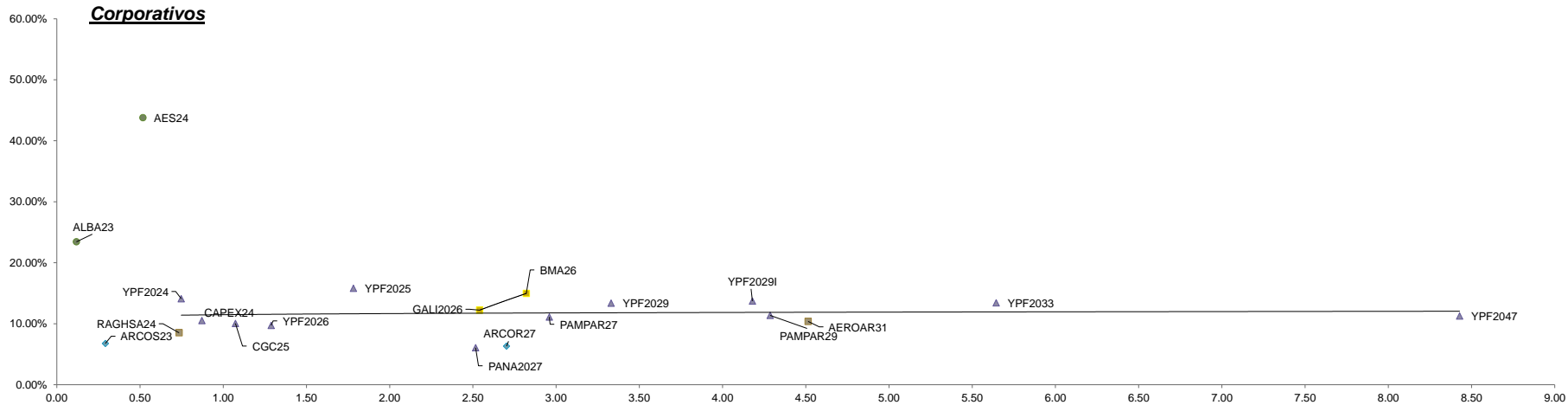
Fixed Income Research

| Bond | Ticker | Maturity | V.R. (%) | Price | TIR | TNA | Next coupon | Cupon | Frec | Parity | M Dur | Outstanding (MM) | 31/05 | MoM | |
|---------------------------------------|---------|-----------|----------|-------|--------|--------|-------------|---------|-------|--------|-------|------------------|-------|--------|--|
| Soberanos USD | | | | | | | | | | | | | | | |
| Bonos Intern. 2029 Ley N.Y. - Step up | GD29 | 09-jul-29 | 100.00% | 27.93 | 47.42% | 42.83% | 09-jul-23 | 1.000% | Sem. | 28.23% | 2.44 | \$ 2,635.03 | 25.72 | 8.59% | |
| Bonos Intern. 2030 Ley N.Y. - Step up | GD30 | 09-jul-30 | 100.00% | 28.55 | 43.17% | 39.31% | 09-jul-23 | 0.500% | Sem. | 28.70% | 2.55 | \$ 16,090.61 | 26.46 | 7.90% | |
| Bonos Intern. 2035 Ley N.Y. - Step up | GD35 | 09-jul-35 | 100.00% | 26.40 | 25.80% | 24.32% | 09-jul-23 | 1.500% | Sem. | 26.86% | 5.32 | \$ 20,501.72 | 23.45 | 12.58% | |
| Bonos Intern. 2038 Ley N.Y. - Step up | GD38 | 09-ene-38 | 100.00% | 31.59 | 25.95% | 24.45% | 09-jul-23 | 3.875% | Sem. | 32.68% | 4.44 | \$ 11,405.07 | 28.96 | 9.08% | |
| Bonos Intern. 2041 Ley N.Y. - Step up | GD41 | 09-jul-41 | 100.00% | 28.63 | 22.66% | 21.50% | 09-jul-23 | 3.500% | Sem. | 29.66% | 5.31 | \$ 10,482.11 | 25.87 | 10.67% | |
| Bonos Intern. 2046 Ley N.Y. - Step up | GD46 | 09-jul-46 | 100.00% | 26.79 | 28.05% | 26.32% | 09-jul-23 | 1.500% | Sem. | 27.25% | 3.94 | \$ 2,092.00 | 23.74 | 12.85% | |
| BONAR 2029 - step up | AL29 | 09-jul-29 | 100.00% | 23.83 | 56.51% | 50.21% | 09-jul-23 | 1.000% | Sem. | 23.73% | 2.28 | \$ 2,194.28 | 21.99 | 8.37% | |
| BONAR 2030 - step up | AL30 | 09-jul-30 | 100.00% | 22.50 | 55.65% | 49.52% | 09-jul-23 | 0.500% | Sem. | 22.45% | 2.27 | \$ 13,517.56 | 20.77 | 8.33% | |
| BONAR 2035 - step up | AL35 | 09-jul-35 | 100.00% | 23.42 | 28.94% | 27.10% | 09-jul-23 | 1.500% | Sem. | 23.27% | 4.98 | \$ 19,069.87 | 21.76 | 7.63% | |
| BONAR 2038 - step up | AE38 | 09-ene-38 | 100.00% | 29.40 | 29.17% | 27.30% | 09-jul-23 | 3.875% | Sem. | 28.93% | 4.13 | \$ 7,216.66 | 26.59 | 10.57% | |
| BONAR 2041 - step up | AL41 | 09-jul-41 | 100.00% | 25.81 | 26.03% | 24.53% | 09-jul-23 | 3.500% | Sem. | 25.44% | 4.86 | \$ 1,500.11 | 23.16 | 11.44% | |
| Soberanos Euros | | | | | | | | | | | | | | | |
| Bonos Intern. 2029 Euros - Step up | GE29 | 09-jul-29 | 100.00% | 24.00 | 53.45% | 47.75% | 09-jul-23 | 0.500% | Sem. | 24.16% | 2.38 | \$ 90.39 | 22.29 | 7.67% | |
| Bonos Intern. 2030 Euros - Step up | GE30 | 09-jul-30 | 100.00% | 25.61 | 46.16% | 41.79% | 09-jul-23 | 0.125% | Sem. | 25.65% | 2.52 | \$ 1,165.59 | 23.00 | 11.35% | |
| Bonos Intern. 2035 Euros - Step up | GE35 | 09-jul-35 | 100.00% | 21.76 | 27.74% | 26.05% | 09-jul-23 | 0.875% | Sem. | 22.05% | 5.37 | \$ 298.80 | 21.45 | 1.45% | |
| Bonos Intern. 2038 Euros - Step up | GE38 | 09-ene-38 | 100.00% | 26.01 | 28.74% | 26.93% | 09-jul-23 | 3.000% | Sem. | 26.93% | 4.33 | \$ 809.34 | 24.54 | 5.99% | |
| Bonos Intern. 2041 Euros - Step up | GE41 | 09-jul-41 | 100.00% | 23.24 | 25.43% | 23.99% | 09-jul-23 | 2.750% | Sem. | 24.12% | 5.14 | \$ 1,572.60 | 21.91 | 6.07% | |
| Bonos Intern. 2046 Euros - Step up | GE46 | 09-jul-46 | 100.00% | 22.84 | 30.47% | 28.44% | 09-jul-23 | 0.875% | Sem. | 23.12% | 3.81 | \$ 248.13 | 21.08 | 8.35% | |
| Provinciales | | | | | | | | | | | | | | | |
| Buenos Aires 2037A | BA37D | 01-sep-37 | 100.00% | 33.72 | 34.46% | 31.92% | 01-sep-23 | 6.625% | Sem. | 33.24% | 3.01 | \$ 6,200.00 | 32.13 | 4.95% | |
| Buenos Aires 2037B | BB37D | 01-sep-37 | 100.00% | 27.89 | 29.51% | 27.60% | 01-sep-23 | 5.875% | Sem. | 27.55% | 4.36 | \$ 770.00 | 27.87 | 0.07% | |
| Buenos Aires 2037C | BC37D | 01-sep-37 | 100.00% | 27.32 | 28.12% | 26.38% | 01-sep-23 | 5.250% | Sem. | 27.02% | 4.62 | \$ 150.00 | 27.52 | -0.73% | |
| Ciudad de Bs. As. 2027 | CABA27 | 01-jun-27 | 100.00% | 89.92 | 11.97% | 11.63% | 01-dic-23 | 7.500% | Sem. | 89.94% | 2.52 | \$ 890.00 | 88.74 | 1.33% | |
| Cordoba 2025 | PDCAR25 | 10-dic-25 | 100.00% | 79.89 | 30.39% | 28.38% | 10-jun-23 | 3.000% | Sem. | 80.56% | 0.89 | \$ 679.00 | 80.51 | -0.77% | |
| Cordoba 2027 | PDCAR27 | 01-jun-27 | 100.00% | 67.25 | 22.88% | 21.70% | 01-dic-23 | 3.000% | Sem. | 67.30% | 2.55 | \$ 494.00 | 68.45 | -1.75% | |
| Cordoba 2029 | PDCAR29 | 01-feb-29 | 100.00% | 62.38 | 19.94% | 19.04% | 01-ago-23 | 3.000% | Sem. | 63.28% | 3.52 | \$ 433.00 | 62.38 | 0.00% | |
| Ciudad de Córdoba 2027 | COROA27 | 29-sep-27 | 0.00% | 64.16 | 30.60% | 28.56% | 29-sep-23 | Step-up | Sem. | 64.60% | 1.80 | \$ - | 64.64 | -0.74% | |
| Mendoza 2029 | PMM29 | 19-mar-29 | 92.31% | 76.77 | 17.07% | 16.40% | 19-sep-23 | 2.750% | Sem. | 77.07% | 2.25 | \$ 518.77 | 76.82 | -0.07% | |
| Chubut 2026 | BOGAR26 | 26-jul-26 | 54.17% | 81.00 | 24.72% | 22.71% | 26-jul-23 | 7.750% | Trim. | 81.18% | 1.31 | \$ 352.08 | 81.29 | -0.36% | |
| Neuquen 2030 abr | NEU30A | 27-abr-30 | 100.00% | 69.81 | 19.61% | 18.74% | 27-oct-23 | 2.500% | Sem. | 70.05% | 2.73 | \$ 366.00 | 70.04 | -0.33% | |
| Neuquen 2030 may | NEU30M | 12-may-30 | 86.26% | 94.12 | 11.16% | 10.72% | 12-ago-23 | 5.170% | Sem. | 94.16% | 2.80 | \$ 310.08 | 94.10 | 0.02% | |
| Santa Fe 2027 | SFE27 | 01-nov-27 | 100.00% | 80.34 | 15.00% | 14.48% | 01-nov-23 | 6.900% | Sem. | 80.49% | 2.77 | \$ 250.00 | 80.21 | 0.16% | |
| Rio Negro 2028 | PRN28 | 10-mar-28 | 100.00% | 55.48 | 38.02% | 34.97% | 10-sep-23 | 2.750% | Sem. | 56.21% | 1.74 | \$ 225.00 | 56.20 | -1.28% | |
| Tierra del fuego 2027 | FUE27 | 17-abr-27 | 55.00% | 90.43 | 15.24% | 14.44% | 17-jul-23 | 8.950% | Trim. | 90.55% | 1.75 | \$ 112.82 | 89.85 | 0.65% | |



Fixed Income Research

| Bond | Ticker | Maturity | V.R. (%) | Price | TIR | TNA | Next coupon | Cupon | Frec | Parity | M Dur | Outstanding (MM) | 31/05 | MoM |
|------------------------------|----------|-----------|----------|--------|--------|--------|-------------|--------|-------|---------|-------|------------------|--------|--------|
| Corporativos | | | | | | | | | | | | | | |
| Alimentos y bebidas | | | | | | | | | | | | | | |
| Arcor 2027 | ARCOR27 | 09-oct-27 | 100.00% | 105.30 | 6.42% | 6.32% | 09-oct-23 | 8.250% | Sem. | 105.23% | 2.70 | \$ 127.94 | 105.20 | 0.10% |
| Arcos dorados 2023 | ARCOS23 | 27-sep-23 | 100.00% | 99.90 | 6.88% | 6.76% | 27-sep-23 | 6.625% | Sem. | 99.90% | 0.29 | \$ 348.47 | 99.90 | 0.00% |
| Bancos | | | | | | | | | | | | | | |
| Galicia 2026 | GALI2026 | 19-jul-26 | 100.00% | 89.90 | 12.60% | 12.23% | 19-jul-23 | 8.250% | Sem. | 90.22% | 2.54 | \$ 250.00 | 90.00 | -0.11% |
| Banco Macro 2026 | BMA26 | 04-nov-26 | 100.00% | 78.60 | 15.53% | 14.97% | 04-nov-23 | 6.750% | Sem. | 78.74% | 2.82 | \$ 400.00 | 78.50 | 0.13% |
| Petróleo y Gas | | | | | | | | | | | | | | |
| Capex 2024 | CAPEX24 | 15-may-24 | 100.00% | 96.80 | 10.80% | 10.52% | 15-nov-23 | 6.875% | Sem. | 96.82% | 0.87 | \$ 300.00 | 97.60 | -0.82% |
| Cia Gral de Combustible 2025 | CGC25 | 08-mar-25 | 73.40% | 99.30 | 10.30% | 10.05% | 08-sep-23 | 9.500% | Sem. | 99.32% | 1.07 | \$ 220.20 | 99.50 | -0.20% |
| Panamerican Energy 2027 | PANA2027 | 30-abr-27 | 100.00% | 107.90 | 6.16% | 6.07% | 30-oct-23 | 9.125% | Sem. | 107.82% | 2.52 | \$ 300.00 | 107.20 | 0.65% |
| Pampa Energia 2027 | PAMPAR27 | 24-ene-27 | 100.00% | 92.70 | 11.41% | 11.10% | 24-jul-23 | 7.500% | Sem. | 89.69% | 2.96 | \$ 750.00 | 92.20 | 0.54% |
| Pampa Energia 2029 | PAMPAR29 | 15-abr-29 | 100.00% | 92.10 | 11.69% | 11.37% | 15-oct-23 | 9.125% | Sem. | 90.63% | 4.29 | \$ 292.53 | 91.80 | 0.33% |
| YPF 2024 | YPF2024 | 04-abr-24 | 40.00% | 95.90 | 14.60% | 14.10% | 04-oct-23 | 8.750% | Sem. | 95.96% | 0.75 | \$ 530.00 | 94.90 | 1.05% |
| YPF 2025 | YPF2025 | 28-jul-25 | 100.00% | 87.10 | 16.44% | 15.81% | 28-jul-23 | 8.500% | Sem. | 87.49% | 1.78 | \$ 1,500.00 | 86.60 | 0.58% |
| YPF2026 (Clase XVI) | YPF2026 | 12-feb-26 | 84.62% | 99.00 | 10.09% | 9.73% | 12-ago-23 | 4.000% | Trim. | 99.01% | 1.29 | \$ 656.03 | 98.50 | 0.51% |
| YPF2029 (Clase XVII) | YPF2029 | 30-jun-29 | 100.00% | 85.50 | 13.81% | 13.37% | 30-jun-23 | 9.000% | Sem. | 86.06% | 3.33 | \$ 747.00 | 84.50 | 1.18% |
| YPF2029 (Clase I) | YPF2029I | 27-jun-29 | 100.00% | 78.90 | 14.19% | 13.72% | 27-jun-23 | 8.500% | Sem. | 79.69% | 4.18 | \$ 500.00 | 79.60 | -0.88% |
| YPF2033 (Clase XVIII) | YPF2033 | 30-sep-33 | 100.00% | 67.40 | 13.88% | 13.43% | 30-sep-23 | 7.000% | Sem. | 67.84% | 5.64 | \$ 575.00 | 67.00 | 0.60% |
| YPF 2047 | YPF2047 | 15-dic-47 | 100.00% | 64.60 | 11.59% | 11.27% | 15-jun-23 | 7.000% | Sem. | 65.77% | 8.43 | \$ 750.00 | 64.80 | -0.31% |
| Utilidades | | | | | | | | | | | | | | |
| AES 2024 | AES24 | 02-feb-24 | 100.00% | 81.20 | 48.59% | 43.79% | 02-ago-23 | 7.750% | Sem. | 81.69% | 0.52 | \$ 300.00 | 81.60 | -0.49% |
| Albanesi 2023 | ALBA23 | 27-jul-23 | 100.00% | 98.30 | 24.80% | 23.43% | 27-jul-23 | 9.625% | Sem. | 98.36% | 0.12 | \$ 336.00 | 98.40 | -0.10% |
| Albanesi 2027 | ALBA27 | 01-dic-27 | 91.00% | 77.60 | 23.41% | 21.79% | 01-dic-23 | 9.875% | Trim. | 77.64% | 1.99 | \$ 305.76 | 78.00 | -0.51% |
| Otros | | | | | | | | | | | | | | |
| Aeropuertos Argentina 2000 | AEROAR27 | 01-feb-27 | 62.50% | 90.10 | 13.68% | 13.03% | 01-ago-23 | 9.375% | Trim. | 90.17% | 1.63 | \$ 191.25 | 89.90 | 0.22% |
| Aeropuertos Argentina 2000 | AEROAR31 | 01-ago-31 | 100.00% | 91.60 | 10.79% | 10.38% | 01-ago-23 | 8.500% | Trim. | 91.68% | 4.51 | \$ 64.00 | 90.40 | 1.33% |
| Raghsa 2024 | RAGHSA24 | 21-mar-24 | 100.00% | 99.00 | 8.70% | 8.51% | 21-sep-23 | 7.250% | Sem. | 99.02% | 0.73 | \$ 119.73 | 99.10 | -0.10% |

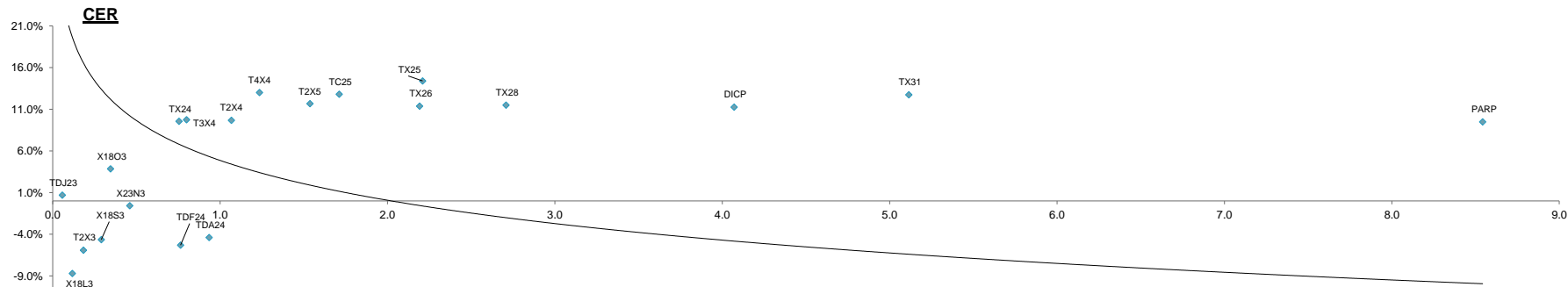


Fixed Income Research



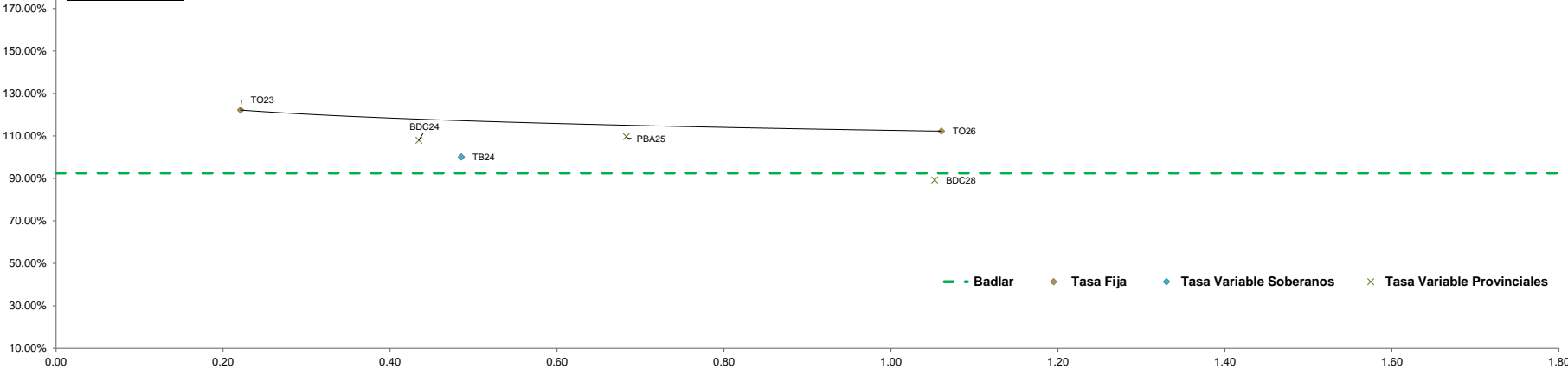
| Bond | Ticker | Maturity | V.R. (%) | Price | TIR | TNA | Next coupon | Cupon | Frec | Parity | M Dur | Outstanding (MM) | 31/05 | MoM |
|-----------------------------------|--------|-----------|----------|-----------|---------|---------|-------------|-----------------|---------|---------|-------|------------------|-----------|---------|
| Ajustables por CER (*) | | | | | | | | | | | | | | |
| Lecer 06/2023 | X16J3 | 16-jun-23 | 100.00% | 177.77 | 282.98% | 136.02% | 16-jun-23 | Fijo 0% | - | 97.46% | 0.01 | \$ 182,679.00 | 169.12 | 5.11% |
| Bono Dual 06/2023 | TDJ23 | 30-jun-23 | 100.00% | 24,904.53 | 0.70% | 0.70% | 30-jun-23 | Fijo 2% | - | 100.05% | 0.06 | \$ 4,641.30 | 24,471.08 | 1.77% |
| Lecer 07/2023 | X18L3 | 18-jul-23 | 100.00% | 119.87 | -8.37% | -8.70% | 18-jul-23 | Fijo 0% | - | 100.94% | 0.12 | \$ 121,440.00 | 117.63 | 1.91% |
| Bono Dual 07/2023 | TDL23 | 31-jul-23 | 100.00% | 25,456.83 | -13.00% | -13.79% | 31-jul-23 | Fijo 2% | - | 102.27% | 0.17 | \$ 13,075.00 | 24,866.60 | 2.37% |
| Bono del Tesoro CER 2023 | TX23 | 13-ago-23 | 100.00% | 451.42 | -5.82% | -5.91% | 13-ago-23 | Fija 1.45% | Sem. | 101.33% | 0.18 | \$ 432,188.00 | 440.38 | 2.51% |
| Lecer 09/2023 | X18S3 | 18-sep-23 | 100.00% | 167.69 | -4.56% | -4.64% | 18-sep-23 | Fijo 0% | - | 101.30% | 0.29 | \$ 46,647.00 | 162.73 | 3.05% |
| Lecer 10/2023 | X18O3 | 18-oct-23 | 100.00% | 103.50 | 3.90% | 3.86% | 18-oct-23 | Fijo 0% | - | 98.64% | 0.35 | \$ 43,578.00 | 103.50 | |
| Bono Dual 09/2023 | TDS23 | 29-sep-23 | 100.00% | 26,230.38 | -13.32% | -13.98% | 29-sep-23 | Fijo 2.25% | - | 105.16% | 0.36 | \$ 8,739.00 | 25,048.55 | 4.72% |
| Lecer 11/2023 | X23N3 | 23-nov-23 | 100.00% | 102.64 | -0.57% | -0.57% | 23-nov-23 | Fijo 0% | - | 100.26% | 0.46 | \$ 193,267.00 | 103.50 | |
| Bono Dual 02/2024 | TDF24 | 28-feb-24 | 100.00% | 26,398.13 | -5.27% | -5.31% | 28-feb-24 | Fijo 3% | - | 106.15% | 0.76 | \$ 3,709.40 | 25,979.93 | 1.61% |
| Bocon Prov Serie 6° | PR13 | 15-mar-24 | 8.70% | 836.00 | -29.38% | -34.29% | 15-jun-23 | Fija 2% | Mensual | 116.94% | 0.44 | \$ 61,070.63 | 820.00 | 1.95% |
| Bono del Tesoro CER 03/2024 | TX24 | 25-mar-24 | 100.00% | 460.75 | 9.79% | 9.56% | 25-sep-23 | Fija 1.50% | Sem. | 93.98% | 0.75 | \$ 345,783.00 | 452.20 | 1.89% |
| Bono del Tesoro CER 04/2024 | T3X4 | 14-abr-24 | 100.00% | 116.50 | 9.99% | 9.75% | 14-oct-23 | Fija 3.75% | Sem. | 95.22% | 0.80 | \$ 696,849.00 | 114.00 | 2.19% |
| Bono Dual 04/2024 | TDA24 | 30-abr-24 | 100.00% | 26,361.90 | -4.38% | -4.39% | 30-abr-24 | Fijo 3.25% | - | 107.08% | 0.93 | \$ 3,639.00 | 25,805.00 | 2.16% |
| Bono del Tesoro CER 07/2024 | T2X4 | 26-jul-24 | 100.00% | 338.90 | 9.91% | 9.67% | 26-jul-23 | Fija 1.55% | Sem. | 91.53% | 1.07 | \$ 309,278.00 | 330.00 | 2.70% |
| Bono del Tesoro CER 10/2024 | T4X4 | 14-oct-24 | 100.00% | 109.20 | 13.44% | 13.02% | 14-oct-23 | Fija 4% | Sem. | 89.19% | 1.24 | \$ 1,785,858.00 | 109.70 | -0.46% |
| Bono del Tesoro CER 02/2025 | TX25 | 14-feb-25 | 100.00% | 109.00 | 12.01% | 11.67% | 14-ago-23 | Fija 4.25% | Sem. | 88.98% | 1.54 | \$ 1,339,394.00 | 108.69 | 0.28% |
| BONCER 2025 | TC25 | 27-abr-25 | 100.00% | 935.68 | 13.22% | 12.81% | 27-oct-23 | Fija 4% | Sem. | 85.69% | 1.71 | \$ 29,907.80 | 901.80 | 3.76% |
| Bono del Tesoro CER 2025 | TX25 | 09-nov-25 | 100.00% | 160.10 | 14.92% | 14.40% | 09-nov-23 | Fija 1.80% | Sem. | 75.00% | 2.21 | \$ 48,154.00 | 156.80 | 2.10% |
| Bono del Tesoro CER 2026 | TX26 | 09-nov-26 | 100.00% | 353.74 | 11.71% | 11.38% | 09-nov-23 | Fija 2.00% | Sem. | 80.83% | 2.19 | \$ 190,747.00 | 342.27 | 3.35% |
| Bono del Tesoro CER 2028 | TX28 | 09-nov-28 | 100.00% | 336.00 | 11.82% | 11.49% | 09-nov-23 | Fija 2.25% | Sem. | 76.76% | 2.71 | \$ 75,905.00 | 315.76 | 6.41% |
| Bono del Tesoro CER 2031 | TX31 | 30-nov-31 | 100.00% | 120.00 | 13.14% | 12.74% | 30-nov-23 | Fija 2.5% | Sem. | 57.48% | 5.11 | \$ 66,421.32 | | |
| Discount \$ Ley Arg. | DICP | 31-dic-33 | 100.00% | 6,990.03 | 11.57% | 11.25% | 30-jun-23 | Fija 5.83% | Sem. | 79.29% | 4.07 | \$ 10,472.48 | 6,529.81 | 7.05% |
| PAR \$ Ley Arg. | PARP | 31-dic-38 | 100.00% | 3,450.00 | 9.72% | 9.50% | 02-oct-23 | 1.77% | Sem. | 50.80% | 8.54 | \$ 2,860.55 | 3,218.00 | 7.21% |
| Tasa Fija | | | | | | | | | | | | | | |
| Letra del Tesoro a Dcto. 30/06/23 | S3OJ3 | 30-jun-23 | 100.00% | 95.02 | 142.92% | 91.06% | 30-jun-23 | Fijo 0% | - | 95.02% | 0.03 | \$ 21,726.00 | 92.97 | 2.21% |
| Letra del Tesoro a Dcto. 30/07/23 | S31L3 | 31-jul-23 | 100.00% | 88.61 | 133.64% | 90.20% | 31-jul-23 | Fijo 0% | - | 88.61% | 0.07 | \$ 30,768.00 | 86.73 | 2.17% |
| Bote 10/2023 | TO23 | 18-oct-23 | 100.00% | 76.90 | 159.49% | 122.18% | 17-oct-23 | Fija 16.00% | Sem. | 75.13% | 0.22 | \$ 64,150.35 | 74.60 | 3.08% |
| Bote 10/2026 | TO26 | 18-oct-26 | 100.00% | 20.00 | 143.76% | 112.26% | 17-oct-23 | Fija 15.50% | Sem. | 19.55% | 1.06 | \$ 96,569.71 | 19.40 | 3.09% |
| Bote Encaje 05/2027 | TY27P | 23-may-27 | 100.00% | 76.20 | 78.94% | 67.54% | 23-nov-23 | Fija 43.25% | Sem. | 74.67% | 1.07 | \$ 502,949.00 | 90.46 | -15.77% |
| Tasa Variable | | | | | | | | | | | | | | |
| Bono del Tesoro Badlar 04/24 | TB24 | 18-abr-24 | 100.00% | 107.60 | 144.35% | 100.11% | 18-jul-23 | Badlar + 500pbs | Trim. | 95.22% | 0.49 | \$ 9,297.00 | 107.00 | 0.56% |
| Ciudad de Buenos Aires 2024 | BDC24 | 29-mar-24 | 100.00% | 118.50 | 160.14% | 108.00% | 29-jun-23 | Badlar + 325pbs | Trim. | 94.01% | 0.43 | \$ 43,603.35 | 114.00 | 3.95% |
| Ciudad de Buenos Aires 2028 | BDC28 | 22-feb-28 | 100.00% | 102.00 | 123.77% | 89.23% | 22-ago-23 | Badlar + 375pbs | Trim. | 106.93% | 1.05 | \$ 13,262.47 | 101.45 | 0.54% |
| Provincia de Buenos Aires 2025 | PBA25 | 12-abr-25 | 0.00% | 97.40 | 163.67% | 109.71% | 12-jul-23 | Badlar + 375pbs | Trim. | 85.38% | 0.68 | \$ - | 97.00 | 0.41% |
| Dollar Linked | | | | | | | | | | | | | | |
| Bono Dual 06/2023 | TDJ23 | 30-jun-23 | 100.00% | 24,904.53 | -32.39% | -38.70% | 30-jun-23 | 0.00% | - | 102.28% | 0.09 | \$ 4,641.30 | 24,471.08 | 1.77% |
| Bono Dual 07/2023 | TDL23 | 31-jul-23 | 100.00% | 25,456.83 | -26.80% | -30.52% | 31-jul-23 | 0.00% | - | 104.55% | 0.21 | \$ 13,075.00 | 24,866.60 | 2.37% |
| Bote vinculado al Dólar 07/2023 | T2V3 | 31-jul-23 | 100.00% | 24,987.30 | -16.59% | -17.34% | 31-jul-23 | 0.00% | Sem. | 102.62% | 0.16 | \$ 1,298.00 | 24,322.56 | 2.73% |
| Bono Dual 09/2023 | TDS23 | 29-sep-23 | 100.00% | 26,230.38 | -21.53% | -23.36% | 29-sep-23 | 0.00% | - | 107.72% | 0.40 | \$ 8,739.00 | 25,048.55 | 4.72% |
| Bote vinculado al Dólar 10/2023 | D31O3 | 31-oct-23 | 100.00% | 25,500.00 | -10.33% | -10.61% | 31-oct-23 | 0.40% | Sem. | 104.56% | 0.43 | \$ 466.00 | 25,000.00 | 2.00% |
| Bono Dual 02/2024 | TDF24 | 28-feb-24 | 100.00% | 26,398.13 | -10.57% | -10.73% | 28-feb-24 | 0.00% | - | 108.41% | 0.81 | \$ 3,709.40 | 25,979.93 | 1.61% |
| Bote vinculado al Dólar 04/2024 | TV24 | 30-abr-24 | 100.00% | 25,474.35 | -4.51% | -4.56% | 30-oct-23 | 0.40% | Sem. | 104.57% | 0.91 | \$ 1,278.00 | 25,237.32 | 0.94% |
| Bono Dual 04/2024 | TDA24 | 30-abr-24 | 100.00% | 26,361.90 | -8.50% | -8.54% | 30-abr-24 | 0.00% | - | 108.26% | 0.98 | \$ 3,639.00 | 25,805.00 | 2.16% |
| Bote vinculado al Dólar 09/2024 | T2V4 | 30-sep-24 | 100.00% | 25,200.30 | -2.08% | -2.09% | 30-sep-23 | 0.50% | Sem. | 103.46% | 1.32 | \$ 488.00 | 25,050.00 | |

| | |
|---------------|----------|
| Dólar | 243.5000 |
| Tasa Ref. | 97.0000% |
| Badlar Priv. | 92.5625% |
| Badlar Priv. | 92.5625% |
| Libor 90 días | 5.5133% |
| CER | 102.1410 |
| IPC Abr. | 8.4% |



10/07/2023 10:23 10:23

Curva Pesos



DISCLAIMER

Este informe ha sido elaborado a título informativo. El presente NO debe ser tomado como una recomendación o instrucción, y no reviste carácter de ofertas de productos y/o servicios ni solicitud de orden de compra y/o venta. Banco CMF S.A. no será responsable por ningún error y/u omisión del contenido.