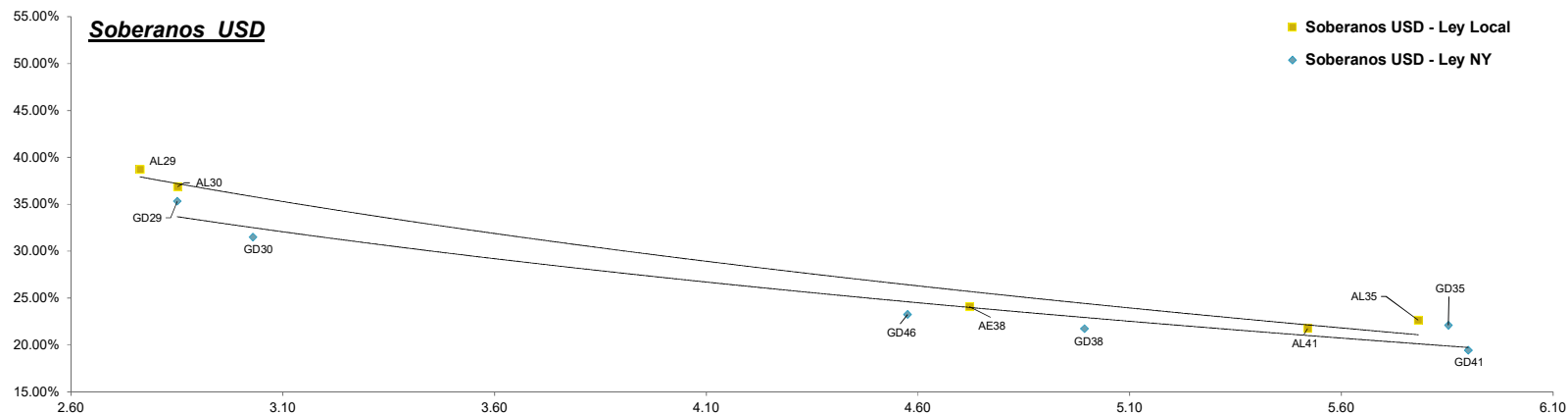


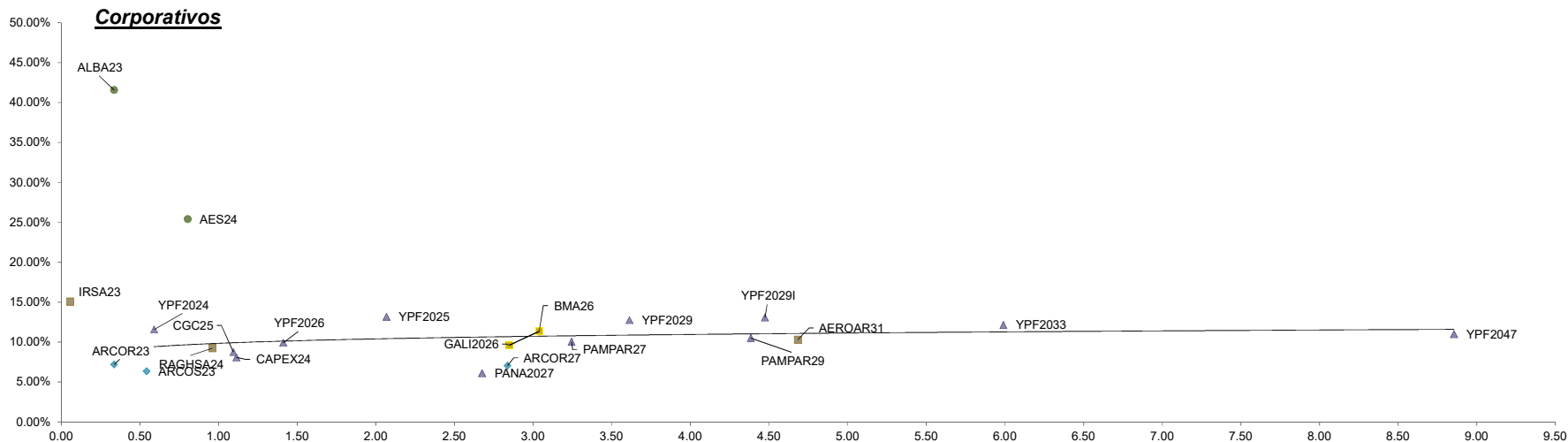
Fixed Income Research

| Bond | Ticker | Maturity | V.R. (%) | Price | TIR | TNA | Next coupon | Cupon | Frec | Parity | M Dur | Outstanding (MM) | 31/01 | MTD |
|---------------------------------------|---------|-----------|----------|-------|--------|--------|-------------|---------|-------|--------|-------|------------------|-------|---------|
| Soberanos USD | | | | | | | | | | | | | | |
| Bonos Intern. 2029 Ley N.Y. - Step up | GD29 | 09-jul-29 | 100.00% | 31.20 | 38.45% | 35.33% | 09-jul-23 | 1.00% | Sem. | 31.30% | 2.85 | \$ 2,635.03 | 34.26 | -8.93% |
| Bonos Intern. 2030 Ley N.Y. - Step up | GD30 | 09-jul-30 | 100.00% | 32.62 | 33.98% | 31.50% | 09-jul-23 | 0.50% | Sem. | 32.67% | 3.03 | \$ 16,090.61 | 35.86 | -9.04% |
| Bonos Intern. 2035 Ley N.Y. - Step up | GD35 | 09-jul-35 | 100.00% | 28.59 | 23.33% | 22.10% | 09-jul-23 | 1.50% | Sem. | 28.74% | 5.85 | \$ 20,501.72 | 30.94 | -7.60% |
| Bonos Intern. 2038 Ley N.Y. - Step up | GD38 | 09-ene-38 | 100.00% | 35.01 | 22.92% | 21.74% | 09-jul-23 | 3.875% | Sem. | 35.36% | 4.99 | \$ 11,405.07 | 36.91 | -5.15% |
| Bonos Intern. 2041 Ley N.Y. - Step up | GD41 | 09-jul-41 | 100.00% | 31.54 | 20.38% | 19.44% | 09-jul-23 | 3.50% | Sem. | 31.88% | 5.90 | \$ 10,482.11 | 34.22 | -7.83% |
| Bonos Intern. 2046 Ley N.Y. - Step up | GD46 | 09-jul-46 | 100.00% | 29.09 | 24.60% | 23.25% | 09-jul-23 | 1.50% | Sem. | 29.24% | 4.58 | \$ 2,092.00 | 31.21 | -6.79% |
| BONAR 2029 - step up | AL29 | 09-jul-29 | 100.00% | 28.50 | 42.46% | 38.71% | 09-jul-23 | 1.00% | Sem. | 28.46% | 2.76 | \$ 2,194.28 | 28.92 | -1.45% |
| BONAR 2030 - step up | AL30 | 09-jul-30 | 100.00% | 27.92 | 40.27% | 36.87% | 09-jul-23 | 0.50% | Sem. | 27.90% | 2.85 | \$ 13,517.56 | 30.77 | -9.26% |
| BONAR 2035 - step up | AL35 | 09-jul-35 | 100.00% | 27.90 | 23.93% | 22.65% | 09-jul-23 | 1.50% | Sem. | 27.84% | 5.78 | \$ 19,069.87 | 29.80 | -6.38% |
| BONAR 2038 - step up | AE38 | 09-ene-38 | 100.00% | 31.73 | 25.53% | 24.08% | 09-jul-23 | 3.875% | Sem. | 31.56% | 4.72 | \$ 7,216.66 | 33.39 | -4.97% |
| BONAR 2041 - step up | AL41 | 09-jul-41 | 100.00% | 28.07 | 22.93% | 21.75% | 09-jul-23 | 3.50% | Sem. | 27.93% | 5.52 | \$ 1,500.11 | 30.30 | -7.36% |
| Soberanos Euros | | | | | | | | | | | | | | |
| Bonos Intern. 2029 Euros - Step up | GE29 | 09-jul-29 | 100.00% | 27.06 | 43.01% | 39.18% | 09-jul-23 | 0.50% | Sem. | 27.11% | 2.80 | \$ 90.39 | 28.83 | -6.14% |
| Bonos Intern. 2030 Euros - Step up | GE30 | 09-jul-30 | 100.00% | 27.47 | 38.89% | 35.71% | 09-jul-23 | 0.125% | Sem. | 27.48% | 2.93 | \$ 1,165.59 | 29.64 | -7.32% |
| Bonos Intern. 2035 Euros - Step up | GE35 | 09-jul-35 | 100.00% | 25.26 | 23.81% | 22.54% | 09-jul-23 | 0.875% | Sem. | 25.35% | 6.05 | \$ 298.80 | 25.29 | -0.12% |
| Bonos Intern. 2038 Euros - Step up | GE38 | 09-ene-38 | 100.00% | 27.72 | 26.31% | 24.77% | 09-jul-23 | 3.00% | Sem. | 28.03% | 4.80 | \$ 809.34 | 30.15 | -8.06% |
| Bonos Intern. 2041 Euros - Step up | GE41 | 09-jul-41 | 100.00% | 25.26 | 23.17% | 21.96% | 09-jul-23 | 2.750% | Sem. | 25.55% | 5.69 | \$ 1,572.60 | 28.11 | -10.14% |
| Bonos Intern. 2046 Euros - Step up | GE46 | 09-jul-46 | 100.00% | 24.78 | 26.63% | 25.06% | 09-jul-23 | 0.875% | Sem. | 24.87% | 4.44 | \$ 248.13 | 26.81 | -7.57% |
| Provinciales | | | | | | | | | | | | | | |
| Buenos Aires 2037A | BA37D | 01-sep-37 | 100.00% | 38.35 | 27.58% | 25.90% | 01-sep-23 | 6.625% | Sem. | 38.35% | 3.75 | \$ 6,200.00 | 39.89 | -3.86% |
| Buenos Aires 2037B | BB37D | 01-sep-37 | 100.00% | 32.48 | 24.36% | 23.03% | 01-sep-23 | 5.875% | Sem. | 32.48% | 5.18 | \$ 770.00 | 31.09 | 4.47% |
| Buenos Aires 2037C | BC37D | 01-sep-37 | 100.00% | 30.72 | 24.05% | 22.75% | 01-sep-23 | 5.250% | Sem. | 30.72% | 5.34 | \$ 150.00 | 29.52 | 4.07% |
| Ciudad de Bs. As. 2027 | CABA27 | 01-jun-27 | 100.00% | 93.47 | 10.14% | 9.89% | 01-jun-23 | 7.500% | Sem. | 93.59% | 2.72 | \$ 890.00 | 93.96 | -0.52% |
| Cordoba 2025 | PDCAR25 | 10-dic-25 | 100.00% | 86.89 | 18.06% | 17.31% | 10-jun-23 | 3.00% | Sem. | 87.09% | 1.26 | \$ 679.00 | 86.91 | -0.02% |
| Cordoba 2027 | PDCAR27 | 01-jun-27 | 100.00% | 76.51 | 16.67% | 16.03% | 01-jun-23 | 3.00% | Sem. | 76.91% | 2.80 | \$ 494.00 | 76.65 | -0.18% |
| Cordoba 2029 | PDCAR29 | 01-feb-29 | 100.00% | 69.39 | 16.38% | 15.76% | 01-ago-23 | 3.00% | Sem. | 69.55% | 3.90 | \$ 433.00 | 69.93 | -0.77% |
| Ciudad de Córdoba 2027 | COROA27 | 29-sep-27 | 100.00% | 67.18 | 26.10% | 24.59% | 29-mar-23 | Step-up | Sem. | 67.80% | 2.03 | \$ 22.15 | 65.62 | 2.38% |
| Mendoza 2029 | PMM29 | 19-mar-29 | 100.00% | 82.31 | 13.88% | 13.42% | 19-mar-23 | 2.750% | Sem. | 82.64% | 2.31 | \$ 562.00 | 80.21 | 2.62% |
| Chubut 2026 | BOGAR26 | 26-jul-26 | 58.33% | 88.81 | 16.23% | 15.32% | 26-abr-23 | 7.750% | Trim. | 88.89% | 1.50 | \$ 379.17 | 88.24 | 0.65% |
| Neuquen 2030 abr | NEU30A | 27-abr-30 | 100.00% | 77.84 | 14.87% | 14.35% | 27-abr-23 | 2.500% | Sem. | 78.34% | 3.04 | \$ 366.00 | 78.01 | -0.22% |
| Neuquen 2030 may | NEU30M | 12-may-30 | 89.34% | 98.32 | 9.51% | 9.19% | 12-may-23 | 5.170% | Sem. | 98.33% | 2.97 | \$ 321.15 | 98.37 | -0.05% |
| Santa Fe 2023 | SFE23 | 23-mar-23 | 50.00% | 99.20 | 21.51% | 20.46% | 23-mar-23 | 7.00% | Sem. | 99.22% | 0.05 | \$ 125.00 | 98.54 | 0.67% |
| Santa Fe 2027 | SFE27 | 01-nov-27 | 100.00% | 86.35 | 11.92% | 11.58% | 01-may-23 | 6.900% | Sem. | 86.66% | 2.98 | \$ 250.00 | 84.75 | 1.89% |
| Rio Negro 2028 | PRN28 | 10-mar-28 | 100.00% | 60.46 | 29.98% | 28.01% | 10-mar-23 | 2.750% | Sem. | 61.67% | 2.01 | \$ 225.00 | 57.57 | 5.02% |
| Tierra del fuego 2027 | FUE27 | 17-abr-27 | 58.00% | 96.63 | 11.11% | 10.68% | 17-abr-23 | 8.950% | Trim. | 96.67% | 1.94 | \$ 118.97 | 98.64 | -2.04% |



Fixed Income Research

| Bond | Ticker | Maturity | V.R. (%) | Price | TIR | TNA | Next coupon | Cupon | Frec | Parity | M Dur | Outstanding (MM) | 31/01 | MTD |
|------------------------------|----------|-----------|----------|--------|--------|--------|-------------|--------|------|---------|-------|------------------|--------|--------|
| Corporativos | | | | | | | | | | | | | | |
| Alimentos y bebidas | | | | | | | | | | | | | | |
| Arcor 2023 | ARCOR23 | 06-jul-23 | 100.00% | 99.60 | 7.32% | 7.19% | 06-jul-23 | 6.000% | Sem. | 99.60% | 0.34 | \$ 500.00 | 99.30 | 0.30% |
| Arcor 2027 | ARCOR27 | 09-oct-27 | 100.00% | 104.20 | 7.17% | 7.04% | 09-abr-23 | 8.250% | Sem. | 104.09% | 2.84 | \$ 127.94 | 106.80 | -2.43% |
| Arcos dorados 2023 | ARCOS23 | 27-sep-23 | 100.00% | 100.10 | 6.47% | 6.36% | 27-mar-23 | 6.625% | Sem. | 100.10% | 0.54 | \$ 348.47 | 100.40 | -0.30% |
| Bancos | | | | | | | | | | | | | | |
| Galicia 2026 | GALI2026 | 19-jul-26 | 100.00% | 96.10 | 9.85% | 9.62% | 19-jul-23 | 8.250% | Sem. | 96.14% | 2.85 | \$ 250.00 | 95.60 | 0.52% |
| Banco Macro 2026 | BMA26 | 04-nov-26 | 100.00% | 86.40 | 11.67% | 11.35% | 04-may-23 | 6.750% | Sem. | 86.69% | 3.04 | \$ 400.00 | 87.30 | -1.03% |
| Petróleo y Gas | | | | | | | | | | | | | | |
| Capex 2024 | CAPEX24 | 15-may-24 | 100.00% | 98.60 | 8.25% | 8.08% | 15-may-23 | 6.875% | Sem. | 98.63% | 1.11 | \$ 300.00 | 99.40 | -0.80% |
| Cia Gral de Combustible 2025 | CGC25 | 08-mar-25 | 86.70% | 100.80 | 8.94% | 8.75% | 08-mar-23 | 9.500% | Sem. | 100.76% | 1.09 | \$ 260.10 | 101.00 | -0.20% |
| Panamerican Energy 2027 | PANA2027 | 30-abr-27 | 100.00% | 108.50 | 6.19% | 6.09% | 30-abr-23 | 9.125% | Sem. | 108.25% | 2.68 | \$ 300.00 | 112.60 | -3.64% |
| Pampa Energia 2027 | PAMPAR27 | 24-ene-27 | 100.00% | 91.90 | 10.30% | 10.05% | 24-jul-23 | 7.500% | Sem. | 91.96% | 3.24 | \$ 750.00 | 94.50 | -2.75% |
| Pampa Energia 2029 | PAMPAR29 | 15-abr-29 | 100.00% | 93.00 | 10.78% | 10.50% | 15-abr-23 | 9.125% | Sem. | 94.01% | 4.38 | \$ 292.53 | 95.10 | -2.21% |
| YPF 2024 | YPF2024 | 04-abr-24 | 70.00% | 98.20 | 11.92% | 11.58% | 04-abr-23 | 8.750% | Sem. | 98.26% | 0.59 | \$ 927.50 | 96.80 | 1.45% |
| YPF 2025 | YPF2025 | 28-jul-25 | 100.00% | 90.60 | 13.60% | 13.17% | 28-jul-23 | 8.500% | Sem. | 90.67% | 2.07 | \$ 1,500.00 | 91.70 | -1.20% |
| YPF2026 (Clase XVI) | YPF2026 | 12-feb-26 | 92.31% | 98.70 | 10.30% | 9.92% | 12-may-23 | 4.000% | Sem. | 98.71% | 1.41 | \$ 715.67 | 96.70 | 2.07% |
| YPF2029 (Clase XVII) | YPF2029 | 30-jun-29 | 100.00% | 86.80 | 13.16% | 12.76% | 30-jun-23 | 9.000% | Sem. | 87.00% | 3.61 | \$ 747.00 | 88.00 | -1.36% |
| YPF2029 (Clase I) | YPF2029I | 27-jun-29 | 100.00% | 80.60 | 13.51% | 13.08% | 27-jun-23 | 8.500% | Sem. | 80.89% | 4.47 | \$ 500.00 | 80.70 | -0.12% |
| YPF2033 (Clase XVIII) | YPF2033 | 30-sep-33 | 100.00% | 71.80 | 12.51% | 12.14% | 30-mar-23 | 7.000% | Sem. | 71.98% | 5.99 | \$ 575.00 | 75.80 | -5.28% |
| YPF 2047 | YPF2047 | 15-dic-47 | 100.00% | 66.20 | 11.29% | 10.98% | 15-jun-23 | 7.000% | Sem. | 66.69% | 8.86 | \$ 750.00 | 69.60 | -4.89% |
| Utilidades | | | | | | | | | | | | | | |
| AES 2024 | AES24 | 02-feb-24 | 100.00% | 86.20 | 27.02% | 25.41% | 02-ago-23 | 7.750% | Sem. | 86.27% | 0.80 | \$ 300.00 | 85.10 | 1.29% |
| Albani 2023 | ALBA23 | 27-jul-23 | 100.00% | 89.10 | 45.89% | 41.57% | 27-jul-23 | 9.625% | Sem. | 89.19% | 0.34 | \$ 336.00 | 87.20 | 2.18% |
| Albani 2027 | ALBA27 | 01-dic-27 | 94.50% | 78.00 | 22.34% | 20.85% | 01-jun-23 | 9.875% | Sem. | 78.52% | 2.05 | \$ 317.52 | 77.10 | 1.17% |
| Otros | | | | | | | | | | | | | | |
| Aeropuertos Argentina 2000 | AEROAR27 | 01-feb-27 | 66.67% | 91.10 | 12.57% | 12.02% | 01-may-23 | 9.375% | Sem. | 91.15% | 1.76 | \$ 204.00 | 90.70 | 0.44% |
| Aeropuertos Argentina 2000 | AEROAR31 | 01-ago-31 | 100.00% | 91.80 | 10.69% | 10.29% | 01-may-23 | 8.500% | Sem. | 91.85% | 4.68 | \$ 64.00 | 91.00 | 0.88% |
| IRSA 2023 | IRSA23 | 23-mar-23 | 100.00% | 99.60 | 15.64% | 15.08% | 23-mar-23 | 8.750% | Sem. | 99.61% | 0.06 | \$ 360.00 | 99.50 | 0.10% |
| Raghsa 2024 | RAGHSA24 | 21-mar-24 | 100.00% | 98.00 | 9.45% | 9.24% | 21-mar-23 | 7.250% | Sem. | 98.06% | 0.96 | \$ 119.73 | 96.80 | 1.24% |

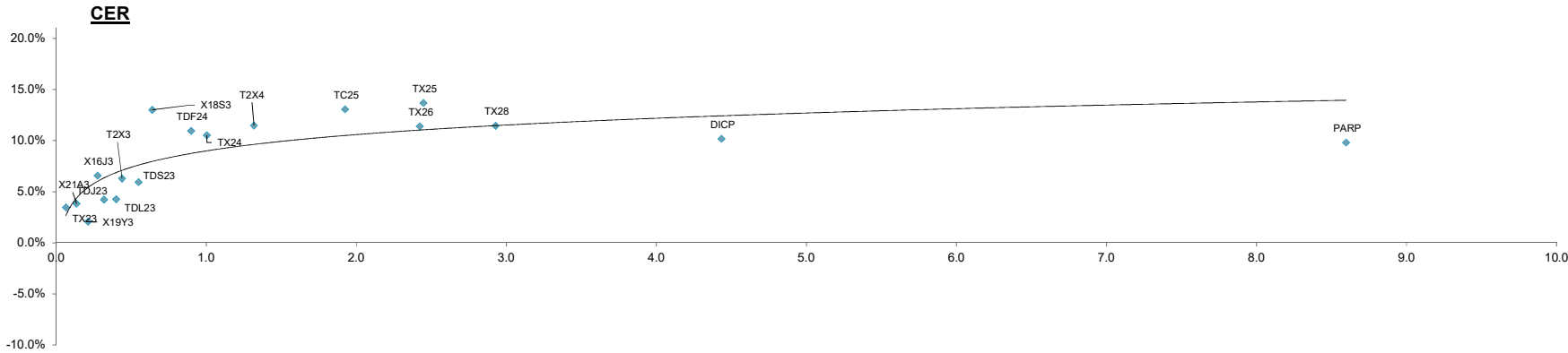


Fixed Income Research

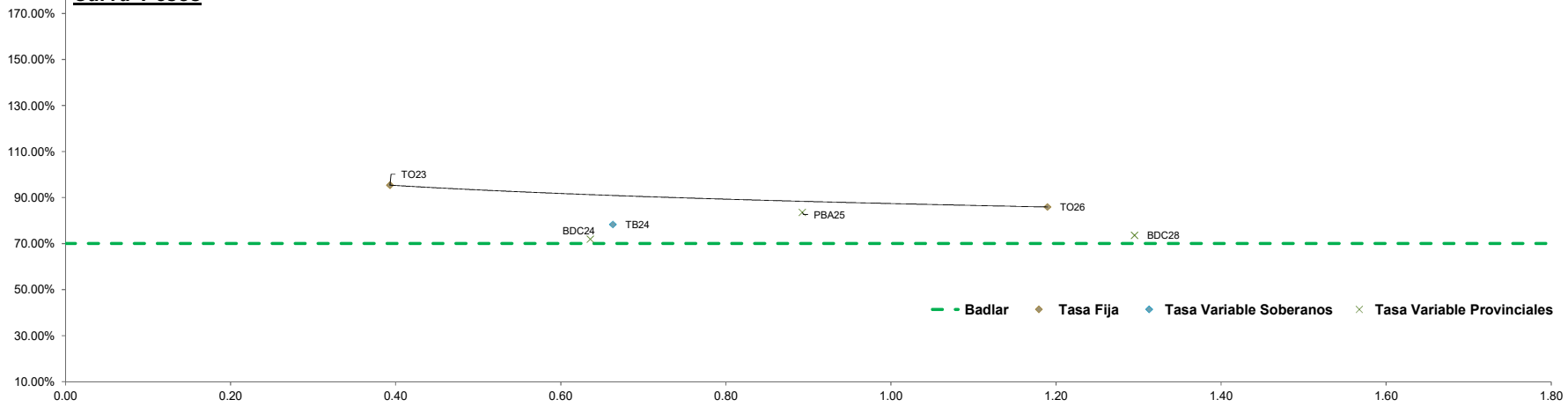


| Bond | Ticker | Maturity | V.R. (%) | Price | TIR | TNA | Next coupon | Cupon | Frec | Parity | M Dur | Outstanding (MM) | 31/01 | MTD |
|-----------------------------------|--------|-----------|----------|-----------|---------|--------|-------------|-----------------|-------|---------|-------|------------------|-----------|---------|
| Ajustables por CER (*) | | | | | | | | | | | | | | |
| BONCER 2023 | TC23 | 06-mar-23 | 100.00% | 917.90 | 55.10% | 49.08% | 06-mar-23 | Fija 4% | Sem. | 99.44% | 0.01 | \$ 28,300.00 | 871.00 | 5.38% |
| Bono del Tesoro CER 2023 | TX23 | 25-mar-23 | 100.00% | 392.89 | 3.49% | 3.46% | 25-mar-23 | Fija 1.40% | Sem. | 99.86% | 0.06 | \$ 308,023.00 | 373.11 | 5.30% |
| Lecer 04/2023 | X21A3 | 21-abr-23 | 100.00% | 185.57 | 3.90% | 3.83% | 21-abr-23 | Fijo 0% | - | 99.47% | 0.13 | \$ 240,657.00 | 176.57 | 5.10% |
| Lecer 05/2023 | X19Y3 | 19-may-23 | 100.00% | 178.19 | 2.09% | 2.07% | 19-may-23 | Fijo 0% | - | 99.55% | 0.21 | \$ 337,491.00 | 168.31 | 5.87% |
| Lecer 06/2023 | X16J3 | 16-jun-23 | 100.00% | 139.88 | 6.73% | 6.57% | 16-jun-23 | Fijo 0% | - | 98.11% | 0.28 | \$ 182,679.00 | 132.22 | 5.79% |
| Bono Dual 06/2023 | TDJ23 | 30-jun-23 | 100.00% | 19,659.29 | 4.29% | 4.23% | 30-jun-23 | Fijo 2% | - | 99.25% | 0.32 | \$ 4,641.30 | 18,670.00 | 5.30% |
| Bono Dual 07/2023 | TDL23 | 31-jul-23 | 100.00% | 19,620.00 | 4.32% | 4.27% | 31-jul-23 | Fijo 2% | - | 99.05% | 0.40 | \$ 13,075.00 | 18,508.67 | 6.00% |
| Bono del Tesoro CER 2023 | T2X3 | 13-ago-23 | 100.00% | 347.50 | 6.38% | 6.29% | 13-ago-23 | Fija 1.45% | Sem. | 97.88% | 0.44 | \$ 432,188.00 | 332.00 | 4.67% |
| Lecer 09/2023 | X18S3 | 18-sep-23 | 100.00% | 121.61 | 13.24% | 13.01% | 18-sep-23 | Fijo 0% | - | 91.40% | 0.64 | \$ 46,647.00 | 122.80 | -0.97% |
| Bono Dual 09/2023 | TDS23 | 29-sep-23 | 100.00% | 19,416.96 | 6.02% | 5.94% | 29-sep-23 | Fijo 2.25% | - | 97.89% | 0.55 | \$ 8,739.00 | 18,040.50 | 7.63% |
| Bono Dual 02/2024 | TDF24 | 28-feb-24 | 100.00% | 18,310.00 | 10.96% | 10.96% | 28-feb-24 | Fijo 3% | - | 92.77% | 0.90 | \$ 3,709.40 | 17,130.00 | 6.89% |
| Bono del Tesoro CER 2024 | TX24 | 25-mar-24 | 100.00% | 358.75 | 10.80% | 10.53% | 25-mar-23 | Fija 1.50% | Sem. | 91.15% | 1.00 | \$ 345,783.00 | 338.28 | 6.05% |
| Bono del Tesoro CER2 2024 | T2X4 | 26-jul-24 | 100.00% | 258.00 | 11.81% | 11.48% | 26-jul-23 | Fija 1.55% | Sem. | 87.46% | 1.32 | \$ 309,278.00 | 240.85 | 7.12% |
| BONCER 2025 | TC25 | 27-abr-25 | 100.00% | 737.00 | 13.50% | 13.07% | 27-abr-23 | Fija 4% | Sem. | 83.59% | 1.92 | \$ 29,907.80 | 683.00 | 7.91% |
| Bono del Tesoro CER 2025 | TX25 | 09-nov-25 | 100.00% | 127.00 | 14.16% | 13.69% | 09-may-23 | Fija 1.80% | Sem. | 74.06% | 2.45 | \$ 48,154.00 | 123.50 | 2.83% |
| Bono del Tesoro CER 2026 | TX26 | 09-nov-26 | 100.00% | 277.89 | 11.73% | 11.40% | 09-may-23 | Fija 2.00% | Sem. | 79.01% | 2.42 | \$ 190,747.00 | 255.91 | 8.59% |
| Bono del Tesoro CER 2028 | TX28 | 09-nov-28 | 100.00% | 264.90 | 11.78% | 11.45% | 09-may-23 | Fija 2.25% | Sem. | 75.26% | 2.93 | \$ 75,905.00 | 247.00 | 7.25% |
| Discout \$ Ley Arg. | DICP | 31-dic-33 | 100.00% | 5,690.00 | 10.43% | 10.17% | 30-jun-23 | Fija 5.83% | Sem. | 81.96% | 4.43 | \$ 10,472.48 | 5,340.00 | 6.55% |
| PAR \$ Ley Arg. | PARP | 31-dic-38 | 100.00% | 2,666.00 | 10.05% | 9.81% | 31-mar-23 | 1.77% | Sem. | 48.86% | 8.60 | \$ 2,860.55 | 2,405.00 | 10.85% |
| Tasa Fija | | | | | | | | | | | | | | |
| Letra del Tesoro a Dcto. 31/03/23 | S31M3 | 31-mar-23 | 100.00% | 94.02 | 111.81% | 77.41% | 31-mar-23 | Fijo 0% | - | 94.02% | 0.05 | \$ 21,726.00 | 89.44 | 5.12% |
| Letra del Tesoro a Dcto. 28/04/23 | S28A3 | 28-abr-23 | 100.00% | 88.30 | 118.88% | 83.42% | 28-abr-23 | Fijo 0% | - | 88.30% | 0.09 | \$ 21,726.00 | 83.95 | 5.18% |
| Letra del Tesoro a Dcto. 31/05/23 | S31Y3 | 31-may-23 | 100.00% | 82.25 | 118.92% | 86.53% | 31-may-23 | Fijo 0% | - | 82.25% | 0.13 | \$ 21,726.00 | 78.37 | 4.96% |
| Letra del Tesoro a Dcto. 30/06/23 | S30J3 | 30-jun-23 | 100.00% | 79.03 | 103.40% | 80.05% | 30-jun-23 | Fijo 0% | - | 79.03% | 0.18 | \$ 21,726.00 | 73.35 | 7.74% |
| Bote 10/2023 | TO23 | 18-oct-23 | 100.00% | 73.30 | 118.14% | 95.39% | 17-abr-23 | Fija 16.00% | Sem. | 69.15% | 0.39 | \$ 64,150.35 | 69.50 | 5.47% |
| Bote 10/2026 | TO26 | 18-oct-26 | 100.00% | 29.60 | 104.36% | 85.91% | 17-abr-23 | Fija 15.50% | Sem. | 27.97% | 1.19 | \$ 96,569.71 | 29.00 | 2.07% |
| Bote Encaje 05/2027 | TY27P | 23-may-27 | 100.00% | 95.14 | 63.78% | 55.95% | 23-may-23 | Fija 43.25% | Sem. | 85.12% | 1.15 | \$ 502,949.00 | 95.15 | -0.01% |
| Tasa Variable | | | | | | | | | | | | | | |
| Bono del Tesoro Badlar 04/24 | TB24 | 18-abr-24 | 100.00% | 105.85 | 104.49% | 78.33% | 18-abr-23 | Badlar + 500pbs | Trim. | 97.46% | 0.66 | \$ 9,297.00 | 103.00 | 2.77% |
| Ciudad de Buenos Aires 2024 | BDC24 | 29-mar-24 | 100.00% | 113.00 | 93.77% | 71.94% | 29-mar-23 | Badlar + 325pbs | Trim. | 100.55% | 0.64 | \$ 43,603.35 | 107.38 | 5.23% |
| Ciudad de Buenos Aires 2028 | BDC28 | 22-feb-28 | 100.00% | 101.55 | 96.57% | 73.63% | 22-may-23 | Badlar + 375pbs | Trim. | 100.13% | 1.30 | \$ 13,262.47 | 114.63 | -11.41% |
| Provincia de Buenos Aires 2025 | PBA25 | 12-abr-25 | 100.00% | 99.85 | 113.59% | 83.56% | 12-abr-23 | Badlar + 375pbs | Trim. | 91.05% | 0.89 | \$ 30,000.00 | 94.40 | 5.77% |
| Dollar Linked | | | | | | | | | | | | | | |
| Bote vinculado al Dólar 04/2023 | TV23 | 28-abr-23 | 100.00% | 19,564.87 | 4.78% | 4.72% | 28-abr-23 | 0.30% | Sem. | 99.31% | 0.16 | \$ 3,016.00 | 18,643.33 | 4.94% |
| Bono Dual 06/2023 | TDJ23 | 30-jun-23 | 100.00% | 19,659.29 | 0.33% | 0.33% | 30-jun-23 | 0.00% | - | 99.89% | 0.33 | \$ 4,641.30 | 18,670.00 | 5.30% |
| Bono Dual 07/2023 | TDL23 | 31-jul-23 | 100.00% | 19,620.00 | 0.75% | 0.75% | 31-jul-23 | 0.00% | - | 99.69% | 0.41 | \$ 13,075.00 | 18,508.67 | 6.00% |
| Bote vinculado al Dólar 07/2023 | T2V3 | 31-jul-23 | 100.00% | 19,316.79 | 4.59% | 4.54% | 31-jul-23 | 0.00% | Sem. | 98.15% | 0.41 | \$ 1,298.00 | 18,355.00 | 5.24% |
| Bono Dual 09/2023 | TDS23 | 29-sep-23 | 100.00% | 19,416.96 | 2.35% | 2.34% | 29-sep-23 | 0.00% | - | 98.66% | 0.57 | \$ 8,739.00 | 18,040.00 | 7.63% |
| Bono Dual 02/2024 | TDF24 | 28-feb-24 | 100.00% | 18,310.00 | 7.51% | 7.51% | 28-feb-24 | 0.00% | - | 93.03% | 0.93 | \$ 3,709.40 | 17,130.00 | 6.89% |
| Bote vinculado al Dólar 04/2024 | TV24 | 30-abr-24 | 100.00% | 17,756.33 | 9.81% | 9.58% | 30-abr-23 | 0.40% | Sem. | 90.10% | 1.11 | \$ 1,278.00 | 16,100.00 | 10.29% |

| | |
|---------------|----------|
| Dólar | 196.8100 |
| Tasa Ref. | 75.0000% |
| Badlar Priv. | 70.0625% |
| Libor 90 días | 4.9534% |
| CER | 81.0545 |
| IPC Ene. | 6.0% |



Curva Pesos



DISCLAIMER

Este informe ha sido elaborado a título informativo. El presente NO debe ser tomado como una recomendación o instrucción, y no reviste carácter de ofertas de productos y/o servicios ni solicitud de orden de compra y/o venta. Banco CMF S.A. no será responsable por ningún error y/u omisión del contenido.