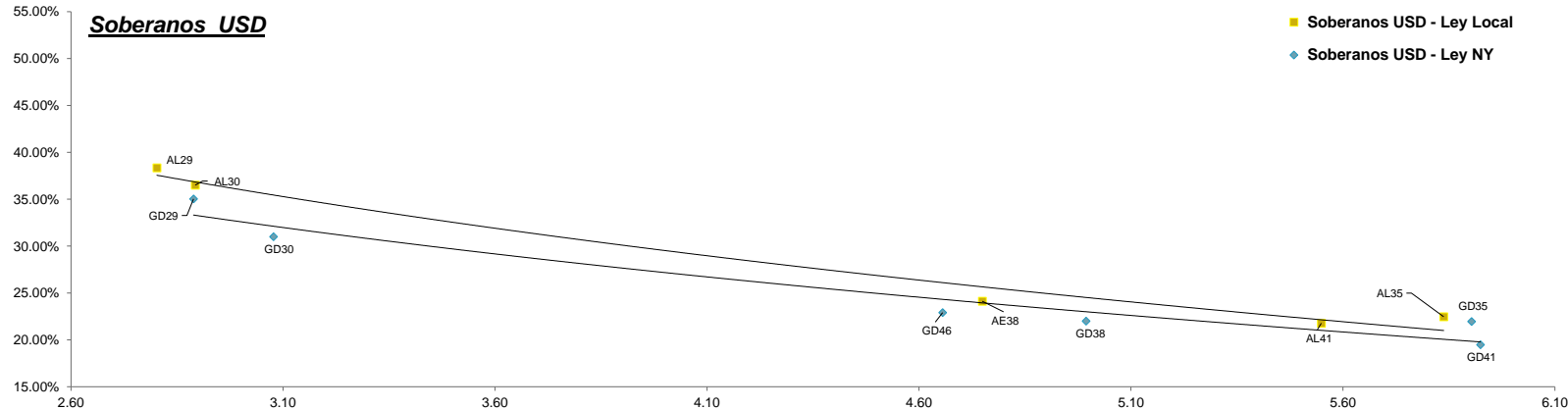


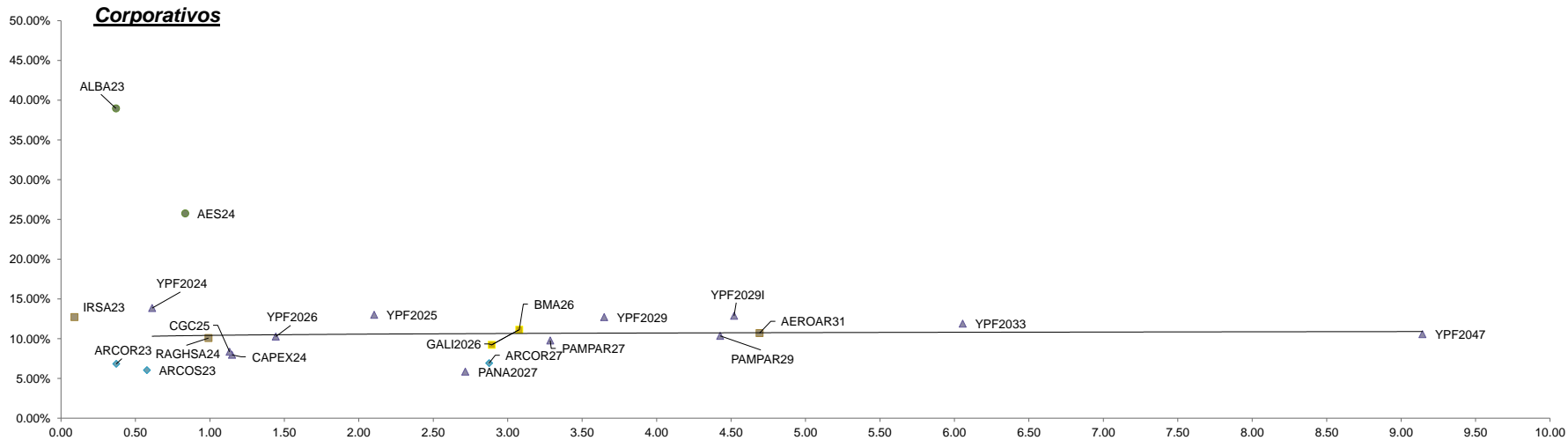
## Fixed Income Research

| Bond                                  | Ticker  | Maturity  | V.R. (%) | Price | TIR    | TNA    | Next coupon | Cupon   | Frec  | Parity | M Dur | Outstanding (MM) | 30/12 | MTD    |
|---------------------------------------|---------|-----------|----------|-------|--------|--------|-------------|---------|-------|--------|-------|------------------|-------|--------|
| <b>Soberanos USD</b>                  |         |           |          |       |        |        |             |         |       |        |       |                  |       |        |
| Bonos Intern. 2029 Ley N.Y. - Step up | GD29    | 09-jul-29 | 100.00%  | 31.14 | 38.10% | 35.03% | 09-jul-23   | 1.00%   | Sem.  | 31.21% | 2.89  | \$ 2,635.03      | 26.90 | 15.76% |
| Bonos Intern. 2030 Ley N.Y. - Step up | GD30    | 09-jul-30 | 100.00%  | 32.80 | 33.40% | 31.00% | 09-jul-23   | 0.50%   | Sem.  | 32.84% | 3.08  | \$ 16,090.61     | 27.20 | 20.59% |
| Bonos Intern. 2035 Ley N.Y. - Step up | GD35    | 09-jul-35 | 100.00%  | 28.67 | 23.17% | 21.96% | 09-jul-23   | 1.50%   | Sem.  | 28.78% | 5.90  | \$ 20,501.72     | 25.73 | 11.43% |
| Bonos Intern. 2038 Ley N.Y. - Step up | GD38    | 09-ene-38 | 100.00%  | 34.43 | 23.21% | 22.00% | 09-jul-23   | 3.875%  | Sem.  | 34.70% | 4.99  | \$ 11,405.07     | 31.91 | 7.90%  |
| Bonos Intern. 2041 Ley N.Y. - Step up | GD41    | 09-jul-41 | 100.00%  | 31.37 | 20.43% | 19.48% | 09-jul-23   | 3.50%   | Sem.  | 31.62% | 5.92  | \$ 10,482.11     | 28.46 | 10.22% |
| Bonos Intern. 2046 Ley N.Y. - Step up | GD46    | 09-jul-46 | 100.00%  | 29.38 | 24.22% | 22.91% | 09-jul-23   | 1.50%   | Sem.  | 29.49% | 4.66  | \$ 2,092.00      | 25.86 | 13.61% |
| BONAR 2029 - step up                  | AL29    | 09-jul-29 | 100.00%  | 28.44 | 42.01% | 38.34% | 09-jul-23   | 1.00%   | Sem.  | 28.41% | 2.80  | \$ 2,194.28      | 22.31 | 27.48% |
| BONAR 2030 - step up                  | AL30    | 09-jul-30 | 100.00%  | 27.88 | 39.83% | 36.50% | 09-jul-23   | 0.50%   | Sem.  | 27.87% | 2.89  | \$ 13,517.56     | 23.72 | 17.54% |
| BONAR 2035 - step up                  | AL35    | 09-jul-35 | 100.00%  | 27.99 | 23.73% | 22.47% | 09-jul-23   | 1.50%   | Sem.  | 27.95% | 5.84  | \$ 19,069.87     | 23.32 | 20.03% |
| BONAR 2038 - step up                  | AE38    | 09-ene-38 | 100.00%  | 31.42 | 25.57% | 24.12% | 09-jul-23   | 3.875%  | Sem.  | 31.29% | 4.75  | \$ 7,216.66      | 30.31 | 3.66%  |
| BONAR 2041 - step up                  | AL41    | 09-jul-41 | 100.00%  | 27.83 | 22.96% | 21.77% | 09-jul-23   | 3.50%   | Sem.  | 27.73% | 5.55  | \$ 1,500.11      | 27.62 | 0.76%  |
| <b>Soberanos Euros</b>                |         |           |          |       |        |        |             |         |       |        |       |                  |       |        |
| Bonos Intern. 2029 Euros - Step up    | GE29    | 09-jul-29 | 100.00%  | 28.73 | 40.03% | 36.67% | 09-jul-23   | 0.50%   | Sem.  | 28.77% | 2.89  | \$ 90.39         | 25.12 | 14.37% |
| Bonos Intern. 2030 Euros - Step up    | GE30    | 09-jul-30 | 100.00%  | 27.51 | 38.38% | 35.27% | 09-jul-23   | 0.125%  | Sem.  | 27.52% | 2.98  | \$ 1,165.59      | 24.67 | 11.51% |
| Bonos Intern. 2035 Euros - Step up    | GE35    | 09-jul-35 | 100.00%  | 25.89 | 23.25% | 22.03% | 09-jul-23   | 0.875%  | Sem.  | 25.96% | 6.15  | \$ 298.80        | 22.44 | 15.37% |
| Bonos Intern. 2038 Euros - Step up    | GE38    | 09-ene-38 | 100.00%  | 28.81 | 25.33% | 23.90% | 09-jul-23   | 3.00%   | Sem.  | 29.03% | 4.93  | \$ 809.34        | 25.97 | 10.94% |
| Bonos Intern. 2041 Euros - Step up    | GE41    | 09-jul-41 | 100.00%  | 26.22 | 22.40% | 21.26% | 09-jul-23   | 2.75%   | Sem.  | 26.43% | 5.84  | \$ 1,572.60      | 24.30 | 7.90%  |
| Bonos Intern. 2046 Euros - Step up    | GE46    | 09-jul-46 | 100.00%  | 25.40 | 25.84% | 24.35% | 09-jul-23   | 0.875%  | Sem.  | 25.47% | 4.56  | \$ 248.13        | 22.71 | 11.85% |
| <b>Provinciales</b>                   |         |           |          |       |        |        |             |         |       |        |       |                  |       |        |
| Buenos Aires 2037A                    | BA37D   | 01-sep-37 | 100.00%  | 38.55 | 28.72% | 26.91% | 01-mar-23   | 6.625%  | Sem.  | 37.86% | 3.50  | \$ 6,200.00      | 34.93 | 10.36% |
| Buenos Aires 2037B                    | BB37D   | 01-sep-37 | 100.00%  | 32.41 | 25.43% | 23.99% | 01-mar-23   | 5.875%  | Sem.  | 31.89% | 4.81  | \$ 770.00        | 29.18 | 11.07% |
| Buenos Aires 2037C                    | BC37D   | 01-sep-37 | 100.00%  | 30.76 | 24.90% | 23.52% | 01-mar-23   | 5.250%  | Sem.  | 30.34% | 5.02  | \$ 150.00        | 27.20 | 13.09% |
| Ciudad de Bs. As. 2027                | CABA27  | 01-jun-27 | 100.00%  | 93.82 | 9.98%  | 9.74%  | 01-jun-23   | 7.500%  | Sem.  | 93.92% | 2.75  | \$ 890.00        | 91.91 | 2.08%  |
| Cordoba 2025                          | PDCAR25 | 10-dic-25 | 100.00%  | 86.53 | 18.15% | 17.39% | 10-jun-23   | 3.00%   | Sem.  | 86.70% | 1.29  | \$ 679.00        | 80.90 | 6.96%  |
| Cordoba 2027                          | PDCAR27 | 01-jun-27 | 100.00%  | 76.79 | 16.45% | 15.82% | 01-jun-23   | 3.00%   | Sem.  | 77.13% | 2.83  | \$ 494.00        | 66.91 | 14.77% |
| Cordoba 2029                          | PDCAR29 | 01-feb-29 | 100.00%  | 69.80 | 16.17% | 15.57% | 01-ago-23   | 3.00%   | Sem.  | 69.89% | 3.94  | \$ 433.00        | 64.29 | 8.57%  |
| Ciudad de Córdoba 2027                | COROA27 | 29-sep-27 | 100.00%  | 67.09 | 25.85% | 24.37% | 29-mar-23   | Step-up | Sem.  | 67.66% | 2.06  | \$ 22.15         | 61.38 | 9.30%  |
| Mendoza 2029                          | PMM29   | 19-mar-29 | 100.00%  | 80.85 | 14.55% | 14.06% | 19-mar-23   | 2.75%   | Sem.  | 81.18% | 2.32  | \$ 562.00        | 75.32 | 7.34%  |
| Chubut 2026                           | BOGAR26 | 26-jul-26 | 58.33%   | 88.77 | 16.10% | 15.21% | 26-abr-23   | 7.75%   | Trim. | 88.82% | 1.54  | \$ 379.17        | 81.70 | 8.65%  |
| Neuquen 2030 abr                      | NEU30A  | 27-abr-30 | 100.00%  | 78.40 | 14.56% | 14.06% | 27-abr-23   | 2.50%   | Sem.  | 78.84% | 3.09  | \$ 366.00        | 68.48 | 14.49% |
| Neuquen 2030 may                      | NEU30M  | 12-may-30 | 89.34%   | 98.20 | 9.55%  | 9.23%  | 12-may-23   | 5.170%  | Sem.  | 98.20% | 3.00  | \$ 321.15        | 95.67 | 2.64%  |
| Santa Fe 2023                         | SFE23   | 23-mar-23 | 50.00%   | 98.74 | 21.58% | 20.53% | 23-mar-23   | 7.00%   | Sem.  | 98.77% | 0.09  | \$ 125.00        | 97.06 | 1.73%  |
| Santa Fe 2027                         | SFE27   | 01-nov-27 | 100.00%  | 86.13 | 11.96% | 11.63% | 01-may-23   | 6.90%   | Sem.  | 86.41% | 3.01  | \$ 250.00        | 78.46 | 9.78%  |
| Rio Negro 2028                        | PRN28   | 10-mar-28 | 100.00%  | 58.66 | 31.28% | 29.16% | 10-mar-23   | 2.75%   | Sem.  | 59.84% | 2.02  | \$ 225.00        | 55.42 | 5.85%  |
| Tierra del fuego 2027                 | FUE27   | 17-abr-27 | 58.00%   | 98.18 | 10.23% | 9.86%  | 17-abr-23   | 8.950%  | Trim. | 98.19% | 1.99  | \$ 118.97        | 93.46 | 5.05%  |



## Fixed Income Research

| Bond                         | Ticker   | Maturity  | V.R. (%) | Price  | TIR    | TNA    | Next coupon | Cupon  | Frec | Parity  | M Dur | Outstanding (MM) | 30/12  | MTD    |
|------------------------------|----------|-----------|----------|--------|--------|--------|-------------|--------|------|---------|-------|------------------|--------|--------|
| <b>Corporativos</b>          |          |           |          |        |        |        |             |        |      |         |       |                  |        |        |
| <b>Alimentos y bebidas</b>   |          |           |          |        |        |        |             |        |      |         |       |                  |        |        |
| Arcor 2023                   | ARCOR23  | 06-jul-23 | 100.00%  | 99.70  | 6.94%  | 6.82%  | 06-jul-23   | 6.000% | Sem. | 99.70%  | 0.37  | \$ 500.00        | 99.70  | 0.00%  |
| Arcor 2027                   | ARCOR27  | 09-oct-27 | 100.00%  | 104.60 | 7.05%  | 6.93%  | 09-abr-23   | 8.250% | Sem. | 104.50% | 2.88  | \$ 127.94        | 106.80 | -2.06% |
| Arcos dorados 2023           | ARCOS23  | 27-sep-23 | 100.00%  | 100.30 | 6.14%  | 6.04%  | 27-mar-23   | 6.625% | Sem. | 100.29% | 0.58  | \$ 348.47        | 100.60 | -0.30% |
| <b>Bancos</b>                |          |           |          |        |        |        |             |        |      |         |       |                  |        |        |
| Galicia 2026                 | GALI2026 | 19-jul-26 | 100.00%  | 97.20  | 9.43%  | 9.22%  | 19-jul-23   | 8.250% | Sem. | 97.22%  | 2.89  | \$ 250.00        | 93.90  | 3.51%  |
| Banco Macro 2026             | BMA26    | 04-nov-26 | 100.00%  | 86.90  | 11.44% | 11.13% | 04-may-23   | 6.750% | Sem. | 87.15%  | 3.08  | \$ 400.00        | 83.70  | 3.82%  |
| <b>Petróleo y Gas</b>        |          |           |          |        |        |        |             |        |      |         |       |                  |        |        |
| Capex 2024                   | CAPEX24  | 15-may-24 | 100.00%  | 98.70  | 8.13%  | 7.97%  | 15-may-23   | 6.875% | Sem. | 98.72%  | 1.15  | \$ 300.00        | 98.00  | 0.71%  |
| Cia Gral de Combustible 2025 | CGC25    | 08-mar-25 | 86.70%   | 101.30 | 8.52%  | 8.35%  | 08-mar-23   | 9.500% | Sem. | 101.25% | 1.13  | \$ 260.10        | 99.90  | 1.40%  |
| Panamerican Energy 2027      | PANA2027 | 30-abr-27 | 100.00%  | 109.30 | 5.95%  | 5.86%  | 30-abr-23   | 9.125% | Sem. | 109.05% | 2.72  | \$ 300.00        | 112.60 | -2.93% |
| Pampa Energia 2027           | PAMPAR27 | 24-ene-27 | 100.00%  | 92.70  | 10.01% | 9.77%  | 24-jul-23   | 7.500% | Sem. | 92.73%  | 3.29  | \$ 750.00        | 92.20  | 0.54%  |
| Pampa Energia 2029           | PAMPAR29 | 15-abr-29 | 100.00%  | 93.80  | 10.62% | 10.36% | 15-abr-23   | 9.125% | Sem. | 94.57%  | 4.43  | \$ 292.53        | 92.30  | 1.63%  |
| YPF 2024                     | YPF2024  | 04-abr-24 | 70.00%   | 96.70  | 14.33% | 13.85% | 04-abr-23   | 8.750% | Sem. | 96.80%  | 0.61  | \$ 927.50        | 95.20  | 1.58%  |
| YPF 2025                     | YPF2025  | 28-jul-25 | 100.00%  | 90.80  | 13.43% | 13.01% | 28-jul-23   | 8.500% | Sem. | 90.84%  | 2.10  | \$ 1,500.00      | 84.70  | 7.20%  |
| YPF2026 (Clase XVI)          | YPF2026  | 12-feb-26 | 92.31%   | 98.20  | 10.66% | 10.26% | 12-may-23   | 4.000% | Sem. | 98.20%  | 1.44  | \$ 715.67        | 95.10  | 3.26%  |
| YPF2029 (Clase XVII)         | YPF2029  | 30-jun-29 | 100.00%  | 86.90  | 13.11% | 12.70% | 30-jun-23   | 9.000% | Sem. | 87.06%  | 3.65  | \$ 747.00        | 80.10  | 8.49%  |
| YPF2029 (Clase I)            | YPF2029I | 27-jun-29 | 100.00%  | 81.30  | 13.29% | 12.88% | 27-jun-23   | 8.500% | Sem. | 81.52%  | 4.52  | \$ 500.00        | 75.60  | 7.54%  |
| YPF2033 (Clase XVIII)        | YPF2033  | 30-sep-33 | 100.00%  | 72.70  | 12.23% | 11.88% | 30-mar-23   | 7.000% | Sem. | 72.86%  | 6.06  | \$ 575.00        | 66.30  | 9.65%  |
| YPF 2047                     | YPF2047  | 15-dic-47 | 100.00%  | 68.80  | 10.84% | 10.56% | 15-jun-23   | 7.000% | Sem. | 69.18%  | 9.14  | \$ 750.00        | 60.50  | 13.72% |
| <b>Utilidades</b>            |          |           |          |        |        |        |             |        |      |         |       |                  |        |        |
| AES 2024                     | AES24    | 02-feb-24 | 100.00%  | 85.50  | 27.41% | 25.75% | 02-ago-23   | 7.750% | Sem. | 85.54%  | 0.83  | \$ 300.00        | 79.00  | 8.23%  |
| Albanesi 2023                | ALBA23   | 27-jul-23 | 100.00%  | 89.10  | 42.76% | 38.96% | 27-jul-23   | 9.625% | Sem. | 89.15%  | 0.37  | \$ 336.00        | 86.10  | 3.48%  |
| Albanesi 2027                | ALBA27   | 01-dic-27 | 94.50%   | 78.40  | 21.91% | 20.48% | 01-jun-23   | 9.875% | Sem. | 78.84%  | 2.10  | \$ 317.52        | 62.40  | 25.64% |
| <b>Otros</b>                 |          |           |          |        |        |        |             |        |      |         |       |                  |        |        |
| Aeropuertos Argentina 2000   | AEROAR27 | 01-feb-27 | 66.67%   | 90.90  | 12.61% | 12.06% | 01-may-23   | 9.375% | Sem. | 90.93%  | 1.79  | \$ 204.00        | 90.20  | 0.78%  |
| Aeropuertos Argentina 2000   | AEROAR31 | 01-ago-31 | 100.00%  | 90.00  | 11.14% | 10.70% | 01-may-23   | 8.500% | Sem. | 90.04%  | 4.69  | \$ 64.00         | 84.40  | 6.64%  |
| IRSA 2023                    | IRSA23   | 23-mar-23 | 100.00%  | 99.60  | 13.12% | 12.71% | 23-mar-23   | 8.750% | Sem. | 99.61%  | 0.09  | \$ 360.00        | 99.60  | 0.00%  |
| Raghsa 2024                  | RAGHSA24 | 21-mar-24 | 100.00%  | 97.10  | 10.33% | 10.07% | 21-mar-23   | 7.250% | Sem. | 97.18%  | 0.99  | \$ 119.73        | 95.50  | 1.68%  |

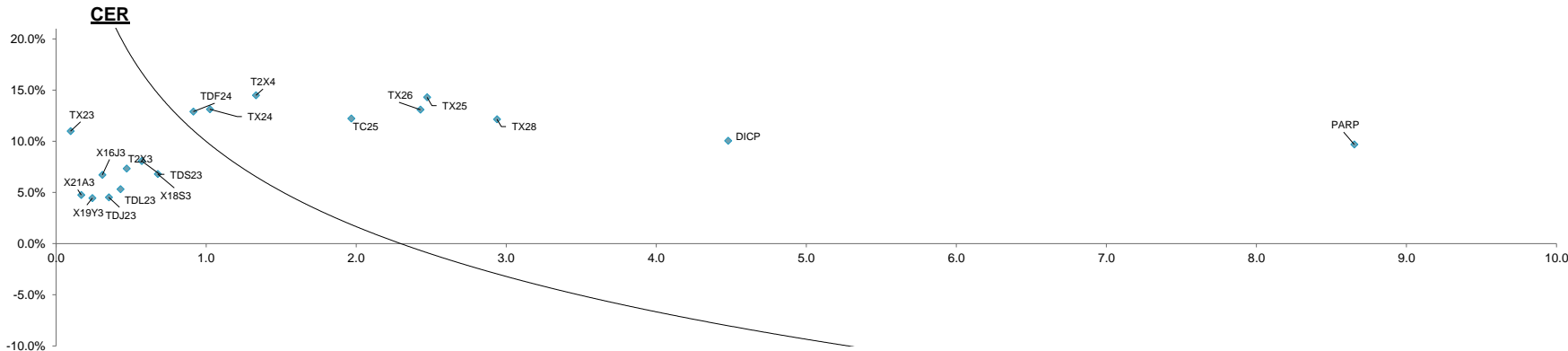


## Fixed Income Research

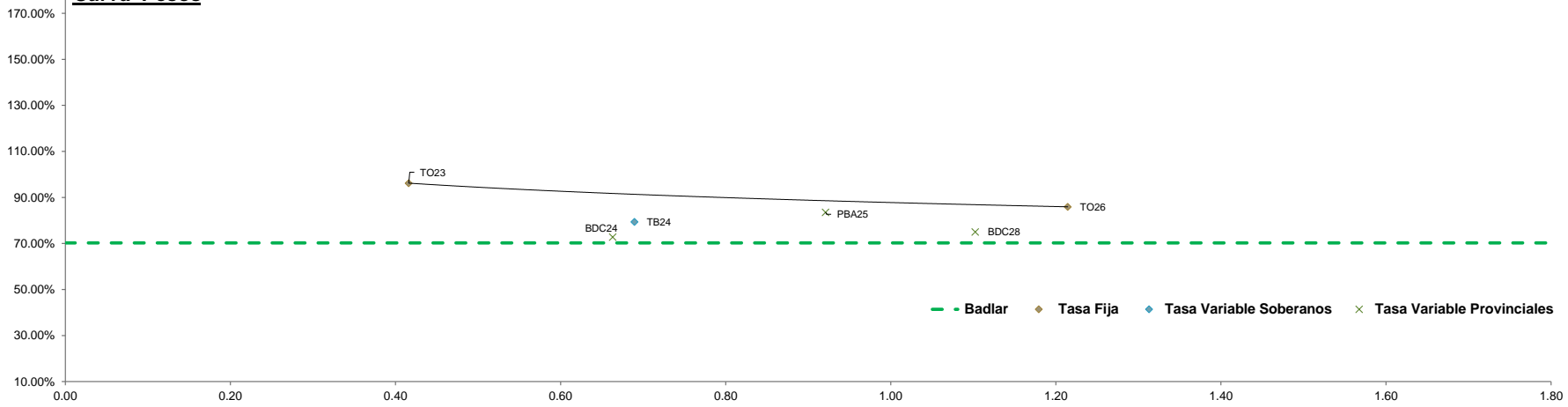


| Bond                              | Ticker | Maturity  | V.R. (%) | Price     | TIR     | TNA     | Next coupon | Cupon           | Frec    | Parity  | M Dur | Outstanding (MM) | 30/12     | MTD    |
|-----------------------------------|--------|-----------|----------|-----------|---------|---------|-------------|-----------------|---------|---------|-------|------------------|-----------|--------|
| <b>Ajustables por CER (%)</b>     |        |           |          |           |         |         |             |                 |         |         |       |                  |           |        |
| Lecer 02/2023                     | X17F3  | 17-feb-23 | 100.00%  | 190.60    | 257.68% | 127.67% | 17-feb-23   | Fijo 0%         | -       | 99.65%  | 0.00  | \$ 385,176.00    | 174.45    | 9.26%  |
| BONCER 2023                       | TC23   | 06-mar-23 | 100.00%  | 892.29    | 100.53% | 83.22%  | 06-mar-23   | Fija 4%         | Sem.    | 96.81%  | 0.03  | \$ 28,300.00     | 830.00    | 7.50%  |
| Bono del Tesoro CER 2023          | TX23   | 25-mar-23 | 100.00%  | 382.71    | 11.29%  | 10.99%  | 25-mar-23   | Fija 1.40%      | Sem.    | 99.06%  | 0.10  | \$ 308,023.00    | 353.25    | 8.34%  |
| Lecer 04/2023                     | X21A3  | 21-abr-23 | 100.00%  | 181.79    | 4.84%   | 4.75%   | 21-abr-23   | Fijo 0%         | -       | 99.17%  | 0.17  | \$ 240,657.00    | 168.20    | 8.08%  |
| Lecer 05/2023                     | X19Y3  | 19-may-23 | 100.00%  | 173.91    | 4.52%   | 4.44%   | 19-may-23   | Fijo 0%         | -       | 98.89%  | 0.24  | \$ 337,491.00    | 160.84    | 8.12%  |
| Lecer 06/2023                     | X16J3  | 16-jun-23 | 100.00%  | 137.05    | 6.87%   | 6.72%   | 16-jun-23   | Fijo 0%         | -       | 97.84%  | 0.31  | \$ 182,679.00    | 126.10    | 8.68%  |
| Bono Dual 06/2023                 | TDJ23  | 30-jun-23 | 100.00%  | 19,266.54 | 4.58%   | 4.52%   | 30-jun-23   | Fijo 2%         | -       | 99.07%  | 0.35  | \$ 4,641.30      | 17,879.95 | 7.76%  |
| Bono Dual 07/2023                 | TDL23  | 31-jul-23 | 100.00%  | 19,158.35 | 5.40%   | 5.32%   | 31-jul-23   | Fijo 2%         | -       | 98.52%  | 0.43  | \$ 13,075.00     | 17,636.92 | 8.63%  |
| Bono del Tesoro CER 2023          | TX23   | 13-ago-23 | 100.00%  | 339.00    | 7.46%   | 7.33%   | 13-ago-23   | Fija 1.45%      | Sem.    | 97.24%  | 0.47  | \$ 432,188.00    | 318.02    | 6.60%  |
| Lecer 09/2023                     | X18S3  | 18-sep-23 | 100.00%  | 124.60    | 6.86%   | 6.80%   | 18-sep-23   | Fijo 0%         | -       | 95.31%  | 0.68  | \$ 46,647.00     | 115.50    | 7.88%  |
| Bono Dual 09/2023                 | TDS23  | 29-sep-23 | 100.00%  | 18,800.00 | 8.20%   | 8.07%   | 29-sep-23   | Fijo 2.25%      | -       | 96.55%  | 0.57  | \$ 8,739.00      | 17,500.00 | 7.43%  |
| Bono Dual 02/2024                 | TDF24  | 28-feb-24 | 100.00%  | 17,609.37 | 12.87%  | 12.90%  | 28-feb-24   | Fijo 3%         | -       | 90.91%  | 0.91  | \$ 3,709.40      | 16,250.00 | 8.37%  |
| Bocon Prov Serie 6*               | PR13   | 15-mar-24 | 11.19%   | 779.00    | -9.81%  | -10.28% | 15-mar-23   | Fija 2%         | Mensual | 107.91% | 0.61  | \$ 78,549.46     | 802.00    | -2.87% |
| Bono del Tesoro CER 2024          | TX24   | 25-mar-24 | 100.00%  | 341.90    | 13.56%  | 13.13%  | 25-mar-23   | Fija 1.50%      | Sem.    | 88.46%  | 1.02  | \$ 345,783.00    | 319.60    | 6.98%  |
| Bono del Tesoro CER2 2024         | T2X4   | 26-jul-24 | 100.00%  | 242.50    | 15.01%  | 14.49%  | 26-jul-23   | Fija 1.55%      | Sem.    | 83.71%  | 1.33  | \$ 309,278.00    | 232.90    | 4.12%  |
| BONCER 2025                       | TC25   | 27-abr-25 | 100.00%  | 733.00    | 12.59%  | 12.22%  | 27-abr-23   | Fija 4%         | Sem.    | 84.74%  | 1.97  | \$ 29,907.80     | 667.00    | 9.90%  |
| Bono del Tesoro CER 2025          | TX25   | 09-nov-25 | 100.00%  | 122.35    | 14.80%  | 14.29%  | 09-may-23   | Fija 1.80%      | Sem.    | 72.66%  | 2.47  | \$ 48,154.00     | 109.00    | 12.25% |
| Bono del Tesoro CER 2026          | TX26   | 09-nov-26 | 100.00%  | 261.00    | 13.51%  | 13.08%  | 09-may-23   | Fija 2.00%      | Sem.    | 75.58%  | 2.43  | \$ 190,747.00    | 241.00    | 8.30%  |
| Bono del Tesoro CER 2028          | TX28   | 09-nov-28 | 100.00%  | 254.00    | 12.51%  | 12.15%  | 09-may-23   | Fija 2.25%      | Sem.    | 73.50%  | 2.94  | \$ 75,905.00     | 233.40    | 8.83%  |
| Discount \$ Ley Arg.              | DICP   | 31-dic-33 | 100.00%  | 5,600.00  | 10.30%  | 10.05%  | 30-jun-23   | Fija 5.83%      | Sem.    | 82.27%  | 4.48  | \$ 10,472.48     | 4,930.00  | 13.59% |
| PAR \$ Ley Arg.                   | PARP   | 31-dic-38 | 100.00%  | 2,638.00  | 9.92%   | 9.69%   | 31-mar-23   | 1.77%           | Sem.    | 49.24%  | 8.65  | \$ 2,860.55      | 2,145.00  | 22.98% |
| <b>Tasa Fija</b>                  |        |           |          |           |         |         |             |                 |         |         |       |                  |           |        |
| Letra del Tesoro a Dcto. 28/02/23 | S28F3  | 28-feb-23 | 100.00%  | 97.50     | 115.75% | 77.88%  | 28-feb-23   | Fijo 0%         | -       | 97.50%  | 0.02  | \$ 91,625.00     | 89.90     | 8.46%  |
| Letra del Tesoro a Dcto. 31/03/23 | S31M3  | 31-mar-23 | 100.00%  | 91.54     | 111.69% | 78.41%  | 31-mar-23   | Fijo 0%         | -       | 91.54%  | 0.07  | \$ 21,726.00     | 83.65     | 9.44%  |
| Letra del Tesoro a Dcto. 28/04/23 | S28A3  | 28-abr-23 | 100.00%  | 85.91     | 118.30% | 84.31%  | 28-abr-23   | Fijo 0%         | -       | 85.91%  | 0.11  | \$ 21,726.00     | 79.07     | 8.65%  |
| Letra del Tesoro a Dcto. 31/05/23 | S31Y3  | 31-may-23 | 100.00%  | 80.03     | 118.58% | 87.59%  | 31-may-23   | Fijo 0%         | -       | 80.03%  | 0.15  | \$ 21,726.00     | 75.00     | 6.70%  |
| Letra del Tesoro a Dcto. 30/06/23 | S30J3  | 30-jun-23 | 100.00%  | 74.93     | 119.46% | 91.11%  | 30-jun-23   | Fijo 0%         | -       | 74.93%  | 0.19  | \$ 21,726.00     | 70.00     | 7.05%  |
| Bote 10/2023                      | TO23   | 18-oct-23 | 100.00%  | 71.05     | 119.35% | 96.21%  | 17-abr-23   | Fija 16.00%     | Sem.    | 67.40%  | 0.42  | \$ 64,150.35     | 65.75     | 8.06%  |
| Bote 10/2026                      | TO26   | 18-oct-26 | 100.00%  | 28.85     | 104.39% | 85.93%  | 17-abr-23   | Fija 15.50%     | Sem.    | 27.41%  | 1.21  | \$ 96,569.71     | 26.80     | 7.65%  |
| Bote Encaje 05/2027               | TY27P  | 23-may-27 | 100.00%  | 95.13     | 61.89%  | 54.48%  | 23-may-23   | Fija 43.25%     | Sem.    | 86.32%  | 1.19  | \$ 502,949.00    | 97.80     | -2.73% |
| <b>Tasa Variable</b>              |        |           |          |           |         |         |             |                 |         |         |       |                  |           |        |
| Bono del Tesoro Badlar 04/24      | TB24   | 18-abr-24 | 100.00%  | 103.00    | 106.29% | 79.38%  | 18-abr-23   | Badlar + 500pbs | Trim.   | 97.18%  | 0.69  | \$ 9,297.00      | 106.00    | -2.83% |
| Ciudad de Buenos Aires 2024       | BDC24  | 29-mar-24 | 100.00%  | 110.27    | 95.22%  | 72.82%  | 29-mar-23   | Badlar + 325pbs | Trim.   | 100.40% | 0.66  | \$ 43,603.35     | 103.85    | 6.18%  |
| Ciudad de Buenos Aires 2028       | BDC28  | 22-feb-28 | 100.00%  | 116.50    | 98.91%  | 75.03%  | 22-feb-23   | Badlar + 375pbs | Trim.   | 99.38%  | 1.10  | \$ 13,262.47     | 105.00    | 10.95% |
| Provincia de Buenos Aires 2025    | PBA25  | 12-abr-25 | 100.00%  | 97.94     | 113.55% | 83.54%  | 12-abr-23   | Badlar + 375pbs | Trim.   | 91.45%  | 0.92  | \$ 30,000.00     | 105.10    | -6.81% |
| <b>Dollar Linked</b>              |        |           |          |           |         |         |             |                 |         |         |       |                  |           |        |
| Bote vinculado al Dólar 04/2023   | TV23   | 28-abr-23 | 100.00%  | 19,003.13 | 6.23%   | 6.13%   | 28-abr-23   | 0.30%           | Sem.    | 98.89%  | 0.19  | \$ 3,016.00      | 17,857.30 | 6.42%  |
| Bono Dual 06/2023                 | TDJ23  | 30-jun-23 | 100.00%  | 19,266.54 | -0.95%  | -0.95%  | 30-jun-23   | 0.00%           | -       | 100.35% | 0.37  | \$ 4,641.30      | 17,879.95 | 7.76%  |
| Bono Dual 07/2023                 | TDL23  | 31-jul-23 | 100.00%  | 19,158.35 | 0.47%   | 0.47%   | 31-jul-23   | 0.00%           | -       | 99.79%  | 0.45  | \$ 13,075.00     | 17,636.92 | 8.63%  |
| Bote vinculado al Dólar 07/2023   | T2V3   | 31-jul-23 | 100.00%  | 18,780.00 | 5.00%   | 4.94%   | 31-jul-23   | 0.00%           | Sem.    | 97.82%  | 0.44  | \$ 1,298.00      | 17,600.00 | 6.70%  |
| Bono Dual 09/2023                 | TDS23  | 29-sep-23 | 100.00%  | 18,800.00 | 3.47%   | 3.44%   | 29-sep-23   | 0.00%           | -       | 97.92%  | 0.60  | \$ 8,739.00      | 17,500.00 | 7.43%  |
| Bono Dual 02/2024                 | TDF24  | 28-feb-24 | 100.00%  | 17,609.37 | 8.73%   | 8.74%   | 28-feb-24   | 0.00%           | -       | 91.72%  | 0.95  | \$ 3,709.40      | 16,250.00 | 8.37%  |
| Bote vinculado al Dólar 04/2024   | TV24   | 30-abr-24 | 100.00%  | 16,300.00 | 15.19%  | 14.66%  | 30-abr-23   | 0.40%           | Sem.    | 84.80%  | 1.12  | \$ 1,278.00      | 15,470.00 | 5.37%  |

|               |          |
|---------------|----------|
| Dólar         | 191.9900 |
| Tasa Ref.     | 75.0000% |
| Badlar Priv.  | 70.2500% |
| Libor 90 días | 4.8636%  |
| CER           | 78.9287  |
| IPC Ene.      | 6.0%     |



Curva Pesos



**DISCLAIMER**

Este informe ha sido elaborado a título informativo. El presente NO debe ser tomado como una recomendación o instrucción, y no reviste carácter de ofertas de productos y/o servicios ni solicitud de orden de compra y/o venta. Banco CMF S.A. no será responsable por ningún error y/u omisión del contenido.