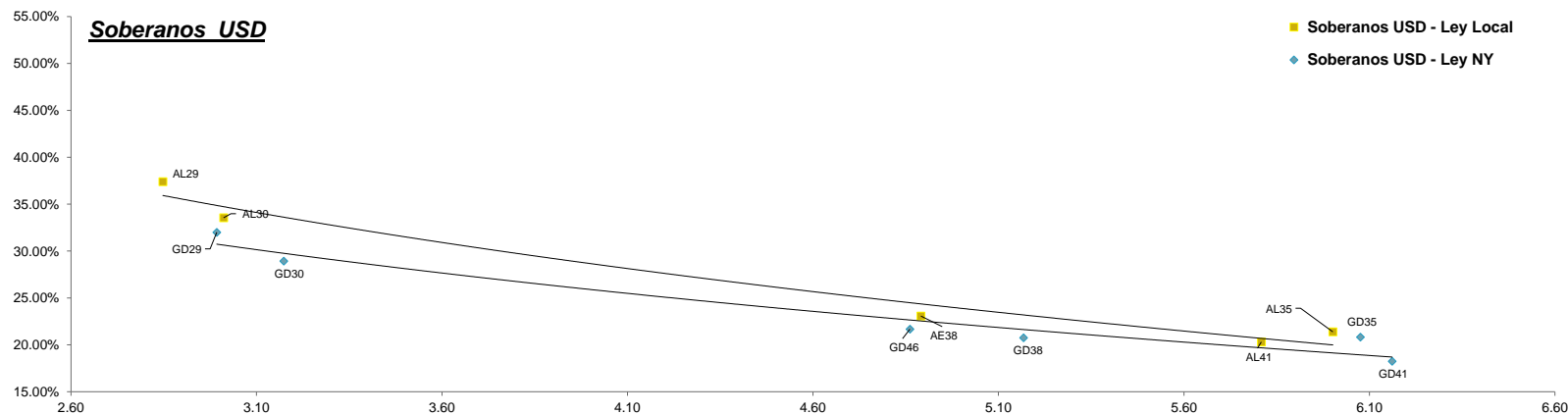


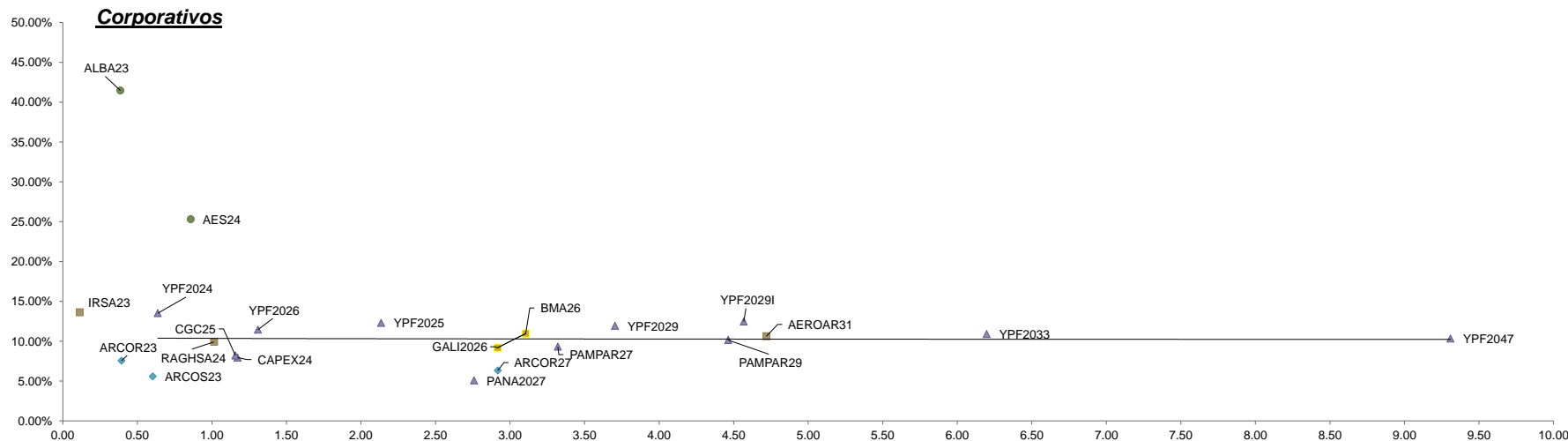
Fixed Income Research

| Bond | Ticker | Maturity | V.R. (%) | Price | TIR | TNA | Next coupon | Cupon | Frec | Parity | M Dur | Outstanding (MM) | 30/12 | MTD |
|---------------------------------------|---------|-----------|----------|-------|--------|--------|-------------|---------|-------|--------|-------|------------------|-------|--------|
| Soberanos USD | | | | | | | | | | | | | | |
| Bonos Intern. 2029 Ley N.Y. - Step up | GD29 | 09-jul-29 | 100.00% | 33.82 | 34.56% | 32.00% | 09-jul-23 | 1.00% | Sem. | 33.87% | 2.99 | \$ 2,635.03 | 26.90 | 25.72% |
| Bonos Intern. 2030 Ley N.Y. - Step up | GD30 | 09-jul-30 | 100.00% | 34.77 | 31.02% | 28.93% | 09-jul-23 | 0.500% | Sem. | 34.80% | 3.17 | \$ 16,090.61 | 27.20 | 27.83% |
| Bonos Intern. 2035 Ley N.Y. - Step up | GD35 | 09-jul-35 | 100.00% | 30.60 | 21.90% | 20.82% | 09-jul-23 | 1.500% | Sem. | 30.68% | 6.08 | \$ 20,501.72 | 25.73 | 18.93% |
| Bonos Intern. 2038 Ley N.Y. - Step up | GD38 | 09-ene-38 | 100.00% | 36.63 | 21.82% | 20.75% | 09-jul-23 | 3.875% | Sem. | 36.83% | 5.17 | \$ 11,405.07 | 31.91 | 14.79% |
| Bonos Intern. 2041 Ley N.Y. - Step up | GD41 | 09-jul-41 | 100.00% | 33.77 | 19.08% | 18.24% | 09-jul-23 | 3.500% | Sem. | 33.96% | 6.16 | \$ 10,482.11 | 28.46 | 18.66% |
| Bonos Intern. 2046 Ley N.Y. - Step up | GD46 | 09-jul-46 | 100.00% | 31.04 | 22.85% | 21.67% | 09-jul-23 | 1.500% | Sem. | 31.12% | 4.86 | \$ 2,092.00 | 25.86 | 20.03% |
| BONAR 2029 - step up | AL29 | 09-jul-29 | 100.00% | 28.96 | 40.89% | 37.40% | 09-jul-23 | 1.00% | Sem. | 28.94% | 2.85 | \$ 2,194.28 | 22.31 | 29.81% |
| BONAR 2030 - step up | AL30 | 09-jul-30 | 100.00% | 30.18 | 36.36% | 33.54% | 09-jul-23 | 0.500% | Sem. | 30.17% | 3.01 | \$ 13,517.56 | 23.72 | 27.23% |
| BONAR 2035 - step up | AL35 | 09-jul-35 | 100.00% | 29.69 | 22.53% | 21.38% | 09-jul-23 | 1.500% | Sem. | 29.65% | 6.00 | \$ 19,069.87 | 23.32 | 27.32% |
| BONAR 2038 - step up | AE38 | 09-ene-38 | 100.00% | 32.87 | 24.40% | 23.07% | 09-jul-23 | 3.875% | Sem. | 32.77% | 4.89 | \$ 7,216.66 | 30.31 | 8.45% |
| BONAR 2041 - step up | AL41 | 09-jul-41 | 100.00% | 30.10 | 21.34% | 20.31% | 09-jul-23 | 3.500% | Sem. | 30.02% | 5.81 | \$ 1,500.11 | 27.62 | 8.98% |
| Soberanos Euros | | | | | | | | | | | | | | |
| Bonos Intern. 2029 Euros - Step up | GE29 | 09-jul-29 | 100.00% | 29.49 | 38.66% | 35.51% | 09-jul-23 | 0.500% | Sem. | 29.52% | 2.94 | \$ 90.39 | 25.12 | 17.40% |
| Bonos Intern. 2030 Euros - Step up | GE30 | 09-jul-30 | 100.00% | 29.85 | 34.94% | 32.33% | 09-jul-23 | 0.125% | Sem. | 29.86% | 3.10 | \$ 1,165.59 | 24.67 | 21.00% |
| Bonos Intern. 2035 Euros - Step up | GE35 | 09-jul-35 | 100.00% | 26.90 | 22.49% | 21.35% | 09-jul-23 | 0.875% | Sem. | 26.95% | 6.26 | \$ 298.80 | 22.44 | 19.88% |
| Bonos Intern. 2038 Euros - Step up | GE38 | 09-ene-38 | 100.00% | 30.24 | 24.19% | 22.88% | 09-jul-23 | 3.000% | Sem. | 30.41% | 5.07 | \$ 809.34 | 25.97 | 16.44% |
| Bonos Intern. 2041 Euros - Step up | GE41 | 09-jul-41 | 100.00% | 28.66 | 20.72% | 19.75% | 09-jul-23 | 2.750% | Sem. | 28.82% | 6.11 | \$ 1,572.60 | 24.30 | 17.94% |
| Bonos Intern. 2046 Euros - Step up | GE46 | 09-jul-46 | 100.00% | 27.26 | 24.04% | 22.75% | 09-jul-23 | 0.875% | Sem. | 27.31% | 4.80 | \$ 248.13 | 22.71 | 20.04% |
| Provinciales | | | | | | | | | | | | | | |
| Buenos Aires 2037A | BA37D | 01-sep-37 | 100.00% | 40.17 | 27.23% | 25.59% | 01-mar-23 | 6.625% | Sem. | 39.49% | 3.65 | \$ 6,200.00 | 34.93 | 15.00% |
| Buenos Aires 2037B | BB37D | 01-sep-37 | 100.00% | 33.80 | 24.35% | 23.02% | 01-mar-23 | 5.875% | Sem. | 33.29% | 4.97 | \$ 770.00 | 29.18 | 15.83% |
| Buenos Aires 2037C | BC37D | 01-sep-37 | 100.00% | 30.67 | 24.84% | 23.46% | 01-mar-23 | 5.250% | Sem. | 30.27% | 5.05 | \$ 150.00 | 27.20 | 12.76% |
| Ciudad de Bs. As. 2027 | CABA27 | 01-jun-27 | 100.00% | 94.04 | 9.87% | 9.64% | 01-jun-23 | 7.500% | Sem. | 94.12% | 2.78 | \$ 890.00 | 91.91 | 2.32% |
| Cordoba 2025 | PDCAR25 | 10-dic-25 | 100.00% | 86.90 | 17.62% | 16.91% | 10-jun-23 | 3.000% | Sem. | 87.05% | 1.32 | \$ 679.00 | 80.90 | 7.42% |
| Cordoba 2027 | PDCAR27 | 01-jun-27 | 100.00% | 77.80 | 15.91% | 15.32% | 01-jun-23 | 3.000% | Sem. | 78.09% | 2.87 | \$ 494.00 | 66.91 | 16.28% |
| Cordoba 2029 | PDCAR29 | 01-feb-29 | 100.00% | 70.32 | 15.94% | 15.35% | 01-ago-23 | 3.000% | Sem. | 70.35% | 3.97 | \$ 433.00 | 64.29 | 9.38% |
| Ciudad de Córdoba 2027 | COROA27 | 29-sep-27 | 100.00% | 66.60 | 26.02% | 24.52% | 29-mar-23 | Step-up | Sem. | 67.14% | 2.08 | \$ 22.15 | 61.38 | 8.50% |
| Mendoza 2029 | PMM29 | 19-mar-29 | 100.00% | 80.89 | 14.43% | 13.95% | 19-mar-23 | 2.750% | Sem. | 81.20% | 2.35 | \$ 562.00 | 75.32 | 7.40% |
| Chubut 2026 | BOGAR26 | 26-jul-26 | 58.33% | 88.97 | 15.83% | 14.97% | 26-abr-23 | 7.750% | Trim. | 89.00% | 1.57 | \$ 379.17 | 81.70 | 8.90% |
| Neuquen 2030 abr | NEU30A | 27-abr-30 | 100.00% | 78.87 | 14.31% | 13.83% | 27-abr-23 | 2.500% | Sem. | 79.26% | 3.12 | \$ 366.00 | 68.48 | 15.17% |
| Neuquen 2030 may | NEU30M | 12-may-30 | 92.42% | 98.52 | 9.43% | 9.12% | 12-feb-23 | 5.170% | Sem. | 98.55% | 2.87 | \$ 332.23 | 95.67 | 2.98% |
| Santa Fe 2023 | SFE23 | 23-mar-23 | 50.00% | 98.57 | 20.16% | 19.23% | 23-mar-23 | 7.000% | Sem. | 98.61% | 0.11 | \$ 125.00 | 97.06 | 1.56% |
| Santa Fe 2027 | SFE27 | 01-nov-27 | 100.00% | 85.97 | 12.00% | 11.66% | 01-may-23 | 6.900% | Sem. | 86.23% | 3.04 | \$ 250.00 | 78.46 | 9.57% |
| Rio Negro 2028 | PRN28 | 10-mar-28 | 100.00% | 58.61 | 31.10% | 29.00% | 10-mar-23 | 2.750% | Sem. | 59.72% | 2.04 | \$ 225.00 | 55.42 | 5.76% |
| Tierra del fuego 2027 | FUE27 | 17-abr-27 | 58.00% | 98.77 | 9.90% | 9.56% | 17-abr-23 | 8.950% | Trim. | 98.78% | 2.02 | \$ 118.97 | 93.46 | 5.68% |



Fixed Income Research

| Bond | Ticker | Maturity | V.R. (%) | Price | TIR | TNA | Next coupon | Cupon | Frec | Parity | M Dur | Outstanding (MM) | 30/12 | MTD |
|------------------------------|----------|-----------|----------|--------|--------|--------|-------------|--------|------|---------|-------|------------------|--------|--------|
| Corporativos | | | | | | | | | | | | | | |
| Alimentos y bebidas | | | | | | | | | | | | | | |
| Arcor 2023 | ARCOR23 | 06-jul-23 | 100.00% | 99.40 | 7.69% | 7.54% | 06-jul-23 | 6.000% | Sem. | 99.40% | 0.39 | \$ 500.00 | 99.70 | -0.30% |
| Arcor 2027 | ARCOR27 | 09-oct-27 | 100.00% | 106.50 | 6.43% | 6.33% | 09-abr-23 | 8.250% | Sem. | 106.37% | 2.92 | \$ 127.94 | 106.80 | -0.28% |
| Arcos dorados 2023 | ARCOS23 | 27-sep-23 | 100.00% | 100.60 | 5.66% | 5.58% | 27-mar-23 | 6.625% | Sem. | 100.59% | 0.60 | \$ 348.47 | 100.60 | 0.00% |
| Bancos | | | | | | | | | | | | | | |
| Galicia 2026 | GALI2026 | 19-jul-26 | 100.00% | 97.30 | 9.39% | 9.18% | 19-jul-23 | 8.250% | Sem. | 97.31% | 2.92 | \$ 250.00 | 93.90 | 3.62% |
| Banco Macro 2026 | BMA26 | 04-nov-26 | 100.00% | 87.30 | 11.26% | 10.96% | 04-may-23 | 6.750% | Sem. | 87.52% | 3.10 | \$ 400.00 | 83.70 | 4.30% |
| Petróleo y Gas | | | | | | | | | | | | | | |
| Capex 2024 | CAPEX24 | 15-may-24 | 100.00% | 98.70 | 8.11% | 7.95% | 15-may-23 | 6.875% | Sem. | 98.72% | 1.17 | \$ 300.00 | 98.00 | 0.71% |
| Cia Gral de Combustible 2025 | CGC25 | 08-mar-25 | 86.70% | 101.50 | 8.37% | 8.20% | 08-mar-23 | 9.500% | Sem. | 101.44% | 1.16 | \$ 260.10 | 99.90 | 1.60% |
| Panamerican Energy 2027 | PANA2027 | 30-abr-27 | 100.00% | 111.80 | 5.14% | 5.08% | 30-abr-23 | 9.125% | Sem. | 111.51% | 2.76 | \$ 300.00 | 112.60 | -0.71% |
| Pampa Energia 2027 | PAMPAR27 | 24-ene-27 | 100.00% | 94.10 | 9.52% | 9.31% | 24-jul-23 | 7.500% | Sem. | 94.12% | 3.32 | \$ 750.00 | 92.20 | 2.06% |
| Pampa Energia 2029 | PAMPAR29 | 15-abr-29 | 100.00% | 94.50 | 10.40% | 10.15% | 15-abr-23 | 9.125% | Sem. | 95.43% | 4.46 | \$ 292.53 | 92.30 | 2.38% |
| YPF 2024 | YPF2024 | 04-abr-24 | 70.00% | 96.80 | 13.97% | 13.51% | 04-abr-23 | 8.750% | Sem. | 96.90% | 0.64 | \$ 927.50 | 95.20 | 1.68% |
| YPF 2025 | YPF2025 | 28-jul-25 | 100.00% | 92.10 | 12.68% | 12.30% | 28-jul-23 | 8.500% | Sem. | 92.12% | 2.13 | \$ 1,500.00 | 84.70 | 8.74% |
| YPF2026 (Clase XVI) | YPF2026 | 12-feb-26 | 100.00% | 96.70 | 11.96% | 11.45% | 12-feb-23 | 4.000% | Sem. | 96.77% | 1.31 | \$ 775.31 | 95.10 | 1.68% |
| YPF2029 (Clase XVII) | YPF2029 | 30-jun-29 | 100.00% | 89.40 | 12.29% | 11.93% | 30-jun-23 | 9.000% | Sem. | 89.50% | 3.70 | \$ 747.00 | 80.10 | 11.61% |
| YPF2029 (Clase I) | YPF2029I | 27-jun-29 | 100.00% | 82.80 | 12.86% | 12.47% | 27-jun-23 | 8.500% | Sem. | 82.97% | 4.57 | \$ 500.00 | 75.60 | 9.52% |
| YPF2033 (Clase XVIII) | YPF2033 | 30-sep-33 | 100.00% | 77.10 | 11.19% | 10.89% | 30-mar-23 | 7.000% | Sem. | 77.22% | 6.20 | \$ 575.00 | 66.30 | 16.29% |
| YPF 2047 | YPF2047 | 15-dic-47 | 100.00% | 70.30 | 10.60% | 10.33% | 15-jun-23 | 7.000% | Sem. | 70.61% | 9.31 | \$ 750.00 | 60.50 | 16.20% |
| Utilidades | | | | | | | | | | | | | | |
| AES 2024 | AES24 | 02-feb-24 | 100.00% | 85.50 | 26.92% | 25.32% | 02-ago-23 | 7.750% | Sem. | 85.51% | 0.86 | \$ 300.00 | 79.00 | 8.23% |
| Albanesi 2023 | ALBA23 | 27-jul-23 | 100.00% | 87.70 | 45.77% | 41.47% | 27-jul-23 | 9.625% | Sem. | 87.73% | 0.39 | \$ 336.00 | 86.10 | 1.86% |
| Albanesi 2027 | ALBA27 | 01-dic-27 | 94.50% | 78.30 | 21.88% | 20.46% | 01-jun-23 | 9.875% | Sem. | 78.69% | 2.12 | \$ 317.52 | 62.40 | 25.48% |
| Otros | | | | | | | | | | | | | | |
| Aeropuertos Argentina 2000 | AEROAR27 | 01-feb-27 | 66.67% | 90.60 | 12.75% | 12.18% | 01-may-23 | 9.375% | Sem. | 90.61% | 1.81 | \$ 204.00 | 90.20 | 0.44% |
| Aeropuertos Argentina 2000 | AEROAR31 | 01-ago-31 | 100.00% | 90.30 | 11.06% | 10.62% | 01-may-23 | 8.500% | Sem. | 90.31% | 4.72 | \$ 64.00 | 84.40 | 6.99% |
| IRSA 2023 | IRSA23 | 23-mar-23 | 100.00% | 99.40 | 14.09% | 13.62% | 23-mar-23 | 8.750% | Sem. | 99.42% | 0.11 | \$ 360.00 | 99.60 | -0.20% |
| Raghsa 2024 | RAGHSA24 | 21-mar-24 | 100.00% | 97.20 | 10.16% | 9.92% | 21-mar-23 | 7.250% | Sem. | 97.28% | 1.01 | \$ 119.73 | 95.50 | 1.78% |

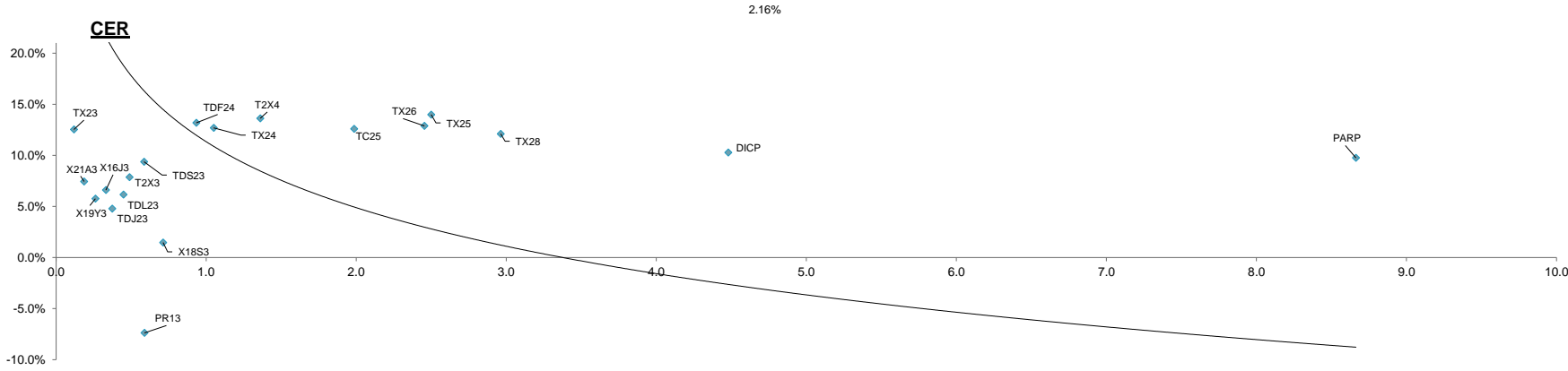


Fixed Income Research

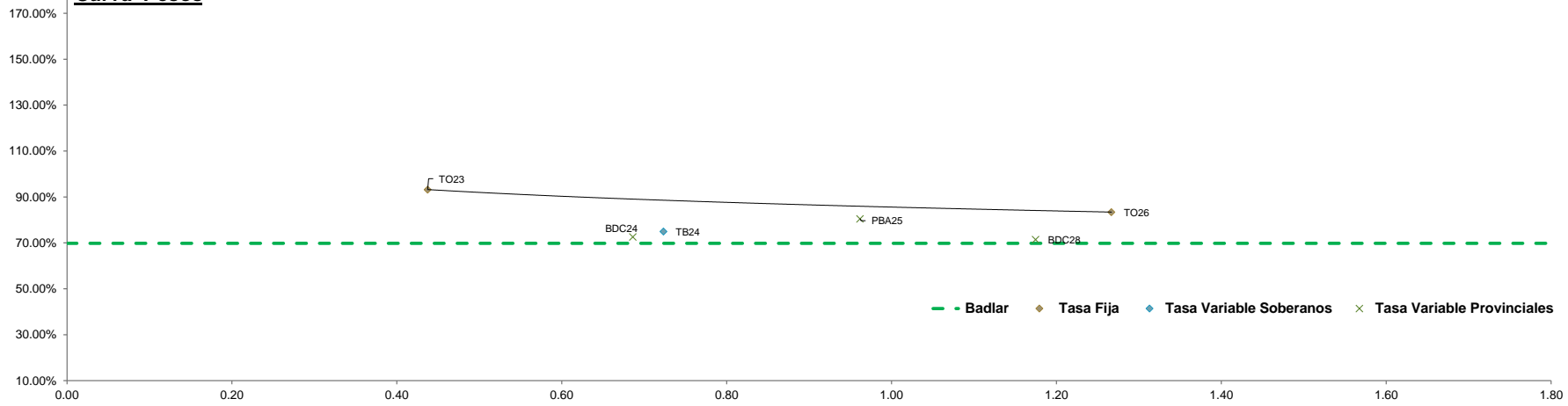


| Bond | Ticker | Maturity | V.R. (%) | Price | TIR | TNA | Next coupon | Cupon | Frec | Parity | M Dur | Outstanding (MM) | 30/12 | MTD |
|-----------------------------------|--------|-----------|----------|-----------|---------|--------|-------------|-----------------|---------|---------|-------|------------------|-----------|---------|
| Ajustables por CER (%) | | | | | | | | | | | | | | |
| Lecer 02/2023 | X17F3 | 17-feb-23 | 100.00% | 186.82 | 136.19% | 86.97% | 17-feb-23 | Fijo 0% | - | 97.67% | 0.01 | \$ 385,176.00 | 174.45 | 7.09% |
| BONCER 2023 | TC23 | 06-mar-23 | 100.00% | 880.25 | 91.07% | 76.46% | 06-mar-23 | Fija 4% | Sem. | 95.59% | 0.05 | \$ 28,300.00 | 830.00 | 6.05% |
| Bono del Tesoro CER 2023 | TX23 | 25-mar-23 | 100.00% | 375.54 | 12.93% | 12.53% | 25-mar-23 | Fija 1.40% | Sem. | 98.65% | 0.12 | \$ 308,023.00 | 353.25 | 6.31% |
| Lecer 04/2023 | X21A3 | 21-abr-23 | 100.00% | 178.02 | 7.67% | 7.45% | 21-abr-23 | Fijo 0% | - | 98.53% | 0.19 | \$ 240,657.00 | 168.20 | 5.84% |
| Lecer 05/2023 | X19Y3 | 19-may-23 | 100.00% | 170.62 | 5.88% | 5.76% | 19-may-23 | Fijo 0% | - | 98.43% | 0.26 | \$ 337,491.00 | 160.84 | 6.08% |
| Lecer 06/2023 | X16J3 | 16-jun-23 | 100.00% | 134.92 | 6.74% | 6.60% | 16-jun-23 | Fijo 0% | - | 97.72% | 0.33 | \$ 182,679.00 | 126.10 | 6.99% |
| Bono Dual 06/2023 | TDJ23 | 30-jun-23 | 100.00% | 18,950.00 | 4.85% | 4.78% | 30-jun-23 | Fijo 2% | - | 98.91% | 0.37 | \$ 4,641.30 | 17,879.95 | 5.98% |
| Bono Dual 07/2023 | TDL23 | 31-jul-23 | 100.00% | 18,786.54 | 6.26% | 6.16% | 31-jul-23 | Fijo 2% | - | 98.06% | 0.45 | \$ 13,075.00 | 17,636.92 | 6.52% |
| Bono del Tesoro CER 2023 | T2X3 | 13-ago-23 | 100.00% | 335.14 | 8.02% | 7.87% | 13-feb-23 | Fija 1.45% | Sem. | 96.85% | 0.49 | \$ 432,188.00 | 318.02 | 5.38% |
| Lecer 09/2023 | X18S3 | 18-sep-23 | 100.00% | 127.50 | 1.47% | 1.47% | 18-sep-23 | Fijo 0% | - | 98.95% | 0.71 | \$ 46,647.00 | 115.50 | 10.39% |
| Bono Dual 09/2023 | TDS23 | 29-sep-23 | 100.00% | 18,350.00 | 9.53% | 9.37% | 29-sep-23 | Fijo 2.25% | - | 95.66% | 0.59 | \$ 8,739.00 | 17,500.00 | 4.86% |
| Bono Dual 02/2024 | TDF24 | 28-feb-24 | 100.00% | 17,262.86 | 13.14% | 13.18% | 28-feb-24 | Fijo 3% | - | 90.48% | 0.93 | \$ 3,709.40 | 16,250.00 | 6.23% |
| Bocon Prov Serie 6* | PR13 | 15-mar-24 | 12.02% | 810.00 | -7.13% | -7.38% | 15-feb-23 | Fija 2% | Mensual | 105.85% | 0.59 | \$ 84,375.74 | 802.00 | 1.00% |
| Bono del Tesoro CER 2024 | TX24 | 25-mar-24 | 100.00% | 337.48 | 13.09% | 12.69% | 25-mar-23 | Fija 1.50% | Sem. | 88.62% | 1.05 | \$ 345,783.00 | 319.60 | 5.59% |
| Bono del Tesoro CER2 2024 | T2X4 | 26-jul-24 | 100.00% | 241.00 | 14.09% | 13.62% | 26-jul-23 | Fija 1.55% | Sem. | 84.44% | 1.36 | \$ 309,278.00 | 232.90 | 3.48% |
| BONCER 2025 | TC25 | 27-abr-25 | 100.00% | 715.00 | 12.99% | 12.60% | 27-abr-23 | Fija 4% | Sem. | 83.94% | 1.99 | \$ 29,907.80 | 667.00 | 7.20% |
| Bono del Tesoro CER 2025 | TX25 | 09-nov-25 | 100.00% | 121.10 | 14.48% | 13.99% | 09-may-23 | Fija 1.80% | Sem. | 73.00% | 2.50 | \$ 48,154.00 | 109.00 | 11.10% |
| Bono del Tesoro CER 2026 | TX26 | 09-nov-26 | 100.00% | 257.75 | 13.29% | 12.88% | 09-may-23 | Fija 2.00% | Sem. | 75.76% | 2.45 | \$ 190,747.00 | 241.00 | 6.95% |
| Bono del Tesoro CER 2028 | TX28 | 09-nov-28 | 100.00% | 250.00 | 12.46% | 12.10% | 09-may-23 | Fija 2.25% | Sem. | 73.44% | 2.96 | \$ 75,905.00 | 233.40 | 7.11% |
| Discount \$ Ley Arg. | DICP | 31-dic-33 | 100.00% | 5,450.00 | 10.55% | 10.28% | 30-jun-23 | Fija 5.83% | Sem. | 81.35% | 4.48 | \$ 10,472.48 | 4,930.00 | 10.55% |
| PAR \$ Ley Arg. | PARP | 31-dic-38 | 100.00% | 2,579.00 | 9.99% | 9.75% | 31-mar-23 | 1.77% | Sem. | 48.86% | 8.66 | \$ 2,860.55 | 2,145.00 | 20.23% |
| Tasa Fija | | | | | | | | | | | | | | |
| Letra del Tesoro a Dcto. 28/02/23 | S28F3 | 28-feb-23 | 100.00% | 96.00 | 103.30% | 72.42% | 28-feb-23 | Fijo 0% | - | 96.00% | 0.03 | \$ 91,625.00 | 89.90 | 6.79% |
| Letra del Tesoro a Dcto. 31/03/23 | S31M3 | 31-mar-23 | 100.00% | 90.25 | 105.42% | 75.81% | 31-mar-23 | Fijo 0% | - | 90.25% | 0.08 | \$ 21,726.00 | 83.65 | 7.89% |
| Letra del Tesoro a Dcto. 28/04/23 | S28A3 | 28-abr-23 | 100.00% | 84.52 | 115.38% | 83.55% | 28-abr-23 | Fijo 0% | - | 84.52% | 0.12 | \$ 21,726.00 | 79.07 | 6.90% |
| Letra del Tesoro a Dcto. 31/05/23 | S31Y3 | 31-may-23 | 100.00% | 78.84 | 115.50% | 86.67% | 31-may-23 | Fijo 0% | - | 78.84% | 0.17 | \$ 21,726.00 | 75.00 | 5.13% |
| Letra del Tesoro a Dcto. 30/06/23 | S30J3 | 30-jun-23 | 100.00% | 73.98 | 115.82% | 89.78% | 30-jun-23 | Fijo 0% | - | 73.98% | 0.21 | \$ 21,726.00 | 70.00 | 5.68% |
| Bote 10/2023 | TO23 | 18-oct-23 | 100.00% | 70.60 | 114.94% | 93.22% | 17-abr-23 | Fija 16.00% | Sem. | 67.22% | 0.44 | \$ 64,150.35 | 65.75 | 7.38% |
| Bote 10/2026 | TO26 | 18-oct-26 | 100.00% | 29.25 | 100.81% | 83.41% | 17-abr-23 | Fija 15.50% | Sem. | 27.89% | 1.27 | \$ 96,569.71 | 26.80 | 9.14% |
| Bote Encaje 05/2027 | TY27P | 23-may-27 | 100.00% | 87.85 | 69.30% | 60.23% | 23-may-23 | Fija 43.25% | Sem. | 80.50% | 1.15 | \$ 502,949.00 | 97.80 | -10.17% |
| Tasa Variable | | | | | | | | | | | | | | |
| Bono del Tesoro Badlar 04/24 | TB24 | 18-abr-24 | 100.00% | 103.25 | 98.79% | 74.96% | 18-abr-23 | Badlar + 500pbs | Trim. | 99.21% | 0.72 | \$ 9,297.00 | 106.00 | -2.59% |
| Ciudad de Buenos Aires 2024 | BDC24 | 29-mar-24 | 100.00% | 107.48 | 94.83% | 72.58% | 29-mar-23 | Badlar + 325pbs | Trim. | 99.57% | 0.69 | \$ 43,603.35 | 103.85 | 3.50% |
| Ciudad de Buenos Aires 2028 | BDC28 | 22-feb-28 | 100.00% | 117.25 | 92.92% | 71.41% | 22-feb-23 | Badlar + 375pbs | Trim. | 101.60% | 1.17 | \$ 13,262.47 | 105.00 | 11.67% |
| Provincia de Buenos Aires 2025 | PBA25 | 12-abr-25 | 100.00% | 97.35 | 108.26% | 80.52% | 12-abr-23 | Badlar + 375pbs | Trim. | 92.54% | 0.96 | \$ 30,000.00 | 105.10 | -7.37% |
| Dollar Linked | | | | | | | | | | | | | | |
| Bote vinculado al Dólar 04/2023 | TV23 | 28-abr-23 | 100.00% | 18,693.89 | 3.37% | 3.34% | 28-abr-23 | 0.30% | Sem. | 99.34% | 0.22 | \$ 3,016.00 | 17,857.30 | 4.68% |
| Bono Dual 06/2023 | TDJ23 | 30-jun-23 | 100.00% | 18,950.00 | -1.98% | -1.99% | 30-jun-23 | 0.00% | - | 100.79% | 0.40 | \$ 4,641.30 | 17,879.95 | 5.98% |
| Bono Dual 07/2023 | TDL23 | 31-jul-23 | 100.00% | 18,786.54 | 0.17% | 0.17% | 31-jul-23 | 0.00% | - | 99.92% | 0.48 | \$ 13,075.00 | 17,636.92 | 6.52% |
| Bote vinculado al Dólar 07/2023 | T2V3 | 31-jul-23 | 0.00% | 18,375.00 | 4.94% | 4.88% | 31-jul-23 | 0.00% | Sem. | 97.73% | 0.47 | \$ - | 17,600.00 | 4.40% |
| Bono Dual 09/2023 | TDS23 | 29-sep-23 | 100.00% | 18,350.00 | 3.87% | 3.84% | 29-sep-23 | 0.00% | - | 97.60% | 0.62 | \$ 8,739.00 | 17,500.00 | 4.86% |
| Bono Dual 02/2024 | TDF24 | 28-feb-24 | 100.00% | 17,262.86 | 8.41% | 8.43% | 28-feb-24 | 0.00% | - | 91.81% | 0.98 | \$ 3,709.40 | 16,250.00 | 6.23% |
| Bote vinculado al Dólar 04/2024 | TV24 | 30-abr-24 | 100.00% | 16,192.65 | 13.53% | 13.10% | 30-abr-23 | 0.40% | Sem. | 86.03% | 1.15 | \$ 1,278.00 | 15,470.00 | 4.67% |

| | |
|---------------|----------|
| Dólar | 188.0200 |
| Tasa Ref. | 75.0000% |
| Badlar Priv. | 69.8125% |
| | |
| Libor 90 días | 4.8061% |
| | |
| CER | 77.5478 |
| IPC Dic. | 5.1% |



Curva Pesos



DISCLAIMER

Este informe ha sido elaborado a título informativo. El presente NO debe ser tomado como una recomendación o instrucción, y no reviste carácter de ofertas de productos y/o servicios ni solicitud de orden de compra y/o venta. Banco CMF S.A. no será responsable por ningún error y/u omisión del contenido.