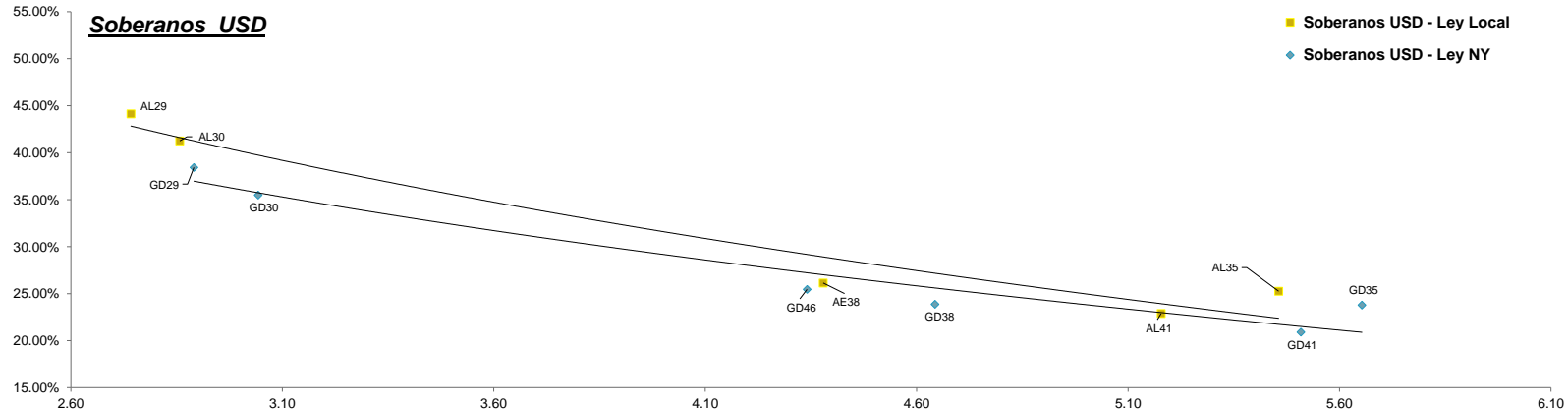


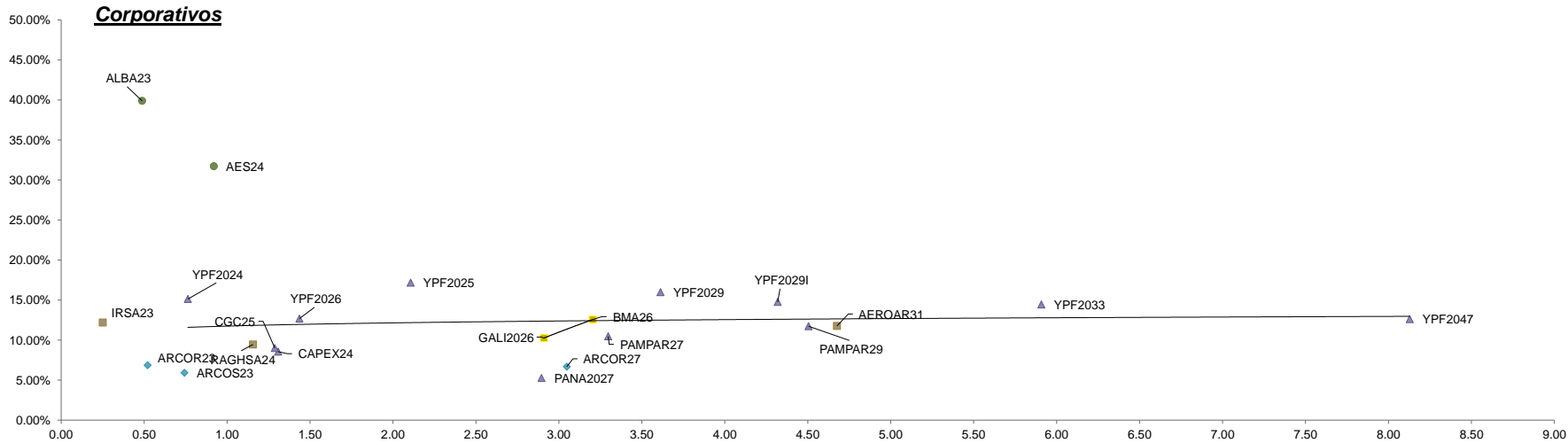
## Fixed Income Research

| Bond                                  | Ticker  | Maturity  | V.R. (%) | Price | TIR    | TNA    | Next coupon | Cupon   | Frec  | Parity | M Dur | Outstanding (MM) | 30/11 | MTD    |  |
|---------------------------------------|---------|-----------|----------|-------|--------|--------|-------------|---------|-------|--------|-------|------------------|-------|--------|--|
| <b>Soberanos USD</b>                  |         |           |          |       |        |        |             |         |       |        |       |                  |       |        |  |
| Bonos Intern. 2029 Ley N.Y. - Step up | GD29    | 09-jul-29 | 100.00%  | 26.77 | 42.12% | 38.43% | 09-ene-23   | 1.000%  | Sem.  | 27.09% | 2.89  | \$ 2,635.03      | 25.92 | 3.28%  |  |
| Bonos Intern. 2030 Ley N.Y. - Step up | GD30    | 09-jul-30 | 100.00%  | 27.18 | 38.64% | 35.49% | 09-ene-23   | 0.500%  | Sem.  | 27.34% | 3.04  | \$ 16,090.61     | 26.42 | 2.88%  |  |
| Bonos Intern. 2035 Ley N.Y. - Step up | GD35    | 09-jul-35 | 100.00%  | 25.04 | 25.20% | 23.79% | 09-ene-23   | 1.500%  | Sem.  | 25.54% | 5.65  | \$ 20,501.72     | 24.18 | 3.56%  |  |
| Bonos Intern. 2038 Ley N.Y. - Step up | GD38    | 09-ene-38 | 100.00%  | 30.79 | 25.29% | 23.87% | 09-ene-23   | 3.875%  | Sem.  | 31.96% | 4.64  | \$ 11,405.07     | 30.58 | 0.69%  |  |
| Bonos Intern. 2041 Ley N.Y. - Step up | GD41    | 09-jul-41 | 100.00%  | 28.42 | 22.00% | 20.91% | 09-ene-23   | 3.500%  | Sem.  | 29.52% | 5.51  | \$ 10,482.11     | 27.85 | 2.05%  |  |
| Bonos Intern. 2046 Ley N.Y. - Step up | GD46    | 09-jul-46 | 100.00%  | 25.37 | 27.08% | 25.46% | 09-ene-23   | 1.500%  | Sem.  | 25.86% | 4.34  | \$ 2,092.00      | 24.74 | 2.55%  |  |
| BONAR 2029 - step up                  | AL29    | 09-jul-29 | 100.00%  | 23.18 | 48.99% | 44.13% | 09-ene-23   | 1.000%  | Sem.  | 23.08% | 2.74  | \$ 2,194.28      | 22.35 | 3.71%  |  |
| BONAR 2030 - step up                  | AL30    | 09-jul-30 | 100.00%  | 23.12 | 45.51% | 41.26% | 09-ene-23   | 0.500%  | Sem.  | 23.07% | 2.86  | \$ 13,517.56     | 21.48 | 7.64%  |  |
| BONAR 2035 - step up                  | AL35    | 09-jul-35 | 100.00%  | 23.69 | 26.85% | 25.26% | 09-ene-23   | 1.500%  | Sem.  | 23.53% | 5.46  | \$ 19,069.87     | 22.29 | 6.28%  |  |
| BONAR 2038 - step up                  | AE38    | 09-ene-38 | 100.00%  | 29.35 | 27.84% | 26.14% | 09-ene-23   | 3.875%  | Sem.  | 28.85% | 4.38  | \$ 7,216.66      | 27.35 | 7.31%  |  |
| BONAR 2041 - step up                  | AL41    | 09-jul-41 | 100.00%  | 26.96 | 24.20% | 22.89% | 09-ene-23   | 3.500%  | Sem.  | 26.55% | 5.18  | \$ 1,500.11      | 24.92 | 8.19%  |  |
| <b>Soberanos Euros</b>                |         |           |          |       |        |        |             |         |       |        |       |                  |       |        |  |
| Bonos Intern. 2029 Euros - Step up    | GE29    | 09-jul-29 | 100.00%  | 24.83 | 43.66% | 39.72% | 09-ene-23   | 0.500%  | Sem.  | 25.00% | 2.93  | \$ 90.39         | 22.37 | 11.00% |  |
| Bonos Intern. 2030 Euros - Step up    | GE30    | 09-jul-30 | 100.00%  | 23.95 | 41.61% | 38.00% | 09-ene-23   | 0.125%  | Sem.  | 23.99% | 3.03  | \$ 1,165.59      | 21.50 | 11.40% |  |
| Bonos Intern. 2035 Euros - Step up    | GE35    | 09-jul-35 | 100.00%  | 22.59 | 25.16% | 23.75% | 09-ene-23   | 0.875%  | Sem.  | 22.89% | 5.97  | \$ 298.80        | 20.10 | 12.39% |  |
| Bonos Intern. 2038 Euros - Step up    | GE38    | 09-ene-38 | 100.00%  | 25.28 | 27.80% | 26.10% | 09-ene-23   | 3.000%  | Sem.  | 26.26% | 4.57  | \$ 809.34        | 23.92 | 5.69%  |  |
| Bonos Intern. 2041 Euros - Step up    | GE41    | 09-jul-41 | 100.00%  | 23.73 | 23.95% | 22.66% | 09-ene-23   | 2.750%  | Sem.  | 24.65% | 5.46  | \$ 1,572.60      | 22.36 | 6.13%  |  |
| Bonos Intern. 2046 Euros - Step up    | GE46    | 09-jul-46 | 100.00%  | 22.07 | 28.48% | 26.70% | 09-ene-23   | 0.875%  | Sem.  | 22.37% | 4.34  | \$ 248.13        | 20.90 | 5.60%  |  |
| <b>Provinciales</b>                   |         |           |          |       |        |        |             |         |       |        |       |                  |       |        |  |
| Buenos Aires 2037A                    | BA37D   | 01-sep-37 | 100.00%  | 34.48 | 30.91% | 28.84% | 01-mar-23   | 6.625%  | Sem.  | 34.09% | 3.48  | \$ 6,200.00      | 32.83 | 5.03%  |  |
| Buenos Aires 2037B                    | BB37D   | 01-sep-37 | 100.00%  | 28.69 | 27.37% | 25.71% | 01-mar-23   | 5.875%  | Sem.  | 28.40% | 4.73  | \$ 770.00        | 29.16 | -1.61% |  |
| Buenos Aires 2037C                    | BC37D   | 01-sep-37 | 100.00%  | 26.88 | 27.06% | 25.44% | 01-mar-23   | 5.250%  | Sem.  | 26.64% | 4.90  | \$ 150.00        | 27.42 | -1.97% |  |
| Ciudad de Bs. As. 2027                | CABA27  | 01-jun-27 | 100.00%  | 91.57 | 10.76% | 10.48% | 01-jun-23   | 7.500%  | Sem.  | 91.60% | 2.90  | \$ 890.00        | 90.36 | 1.34%  |  |
| Cordoba 2025                          | PDCAR25 | 10-dic-25 | 100.00%  | 80.75 | 22.34% | 21.21% | 10-jun-23   | 3.000%  | Sem.  | 80.77% | 1.40  | \$ 679.00        | 80.50 | 0.31%  |  |
| Cordoba 2027                          | PDCAR27 | 01-jun-27 | 100.00%  | 67.08 | 21.05% | 20.05% | 01-jun-23   | 3.000%  | Sem.  | 67.18% | 2.89  | \$ 494.00        | 65.63 | 2.21%  |  |
| Cordoba 2029                          | PDCAR29 | 01-feb-29 | 100.00%  | 63.89 | 18.28% | 17.51% | 01-feb-23   | 3.000%  | Sem.  | 64.81% | 3.82  | \$ 433.00        | 60.71 | 5.24%  |  |
| Ciudad de Córdoba 2027                | COROA27 | 29-sep-27 | 100.00%  | 61.20 | 29.10% | 27.24% | 29-mar-23   | Step-up | Sem.  | 61.57% | 2.15  | \$ 22.15         | 60.55 | 1.07%  |  |
| Mendoza 2029                          | PMM29   | 19-mar-29 | 100.00%  | 74.60 | 17.44% | 16.74% | 19-mar-23   | 2.750%  | Sem.  | 74.86% | 2.37  | \$ 562.00        | 72.72 | 2.59%  |  |
| Chubut 2026                           | BOGAR26 | 26-jul-26 | 62.50%   | 80.40 | 23.33% | 21.53% | 26-ene-23   | 7.750%  | Trim. | 80.61% | 1.47  | \$ 406.25        | 75.97 | 5.83%  |  |
| Neuquen 2030 abr                      | NEU30A  | 27-abr-30 | 100.00%  | 65.07 | 20.65% | 19.68% | 27-abr-23   | 2.500%  | Sem.  | 65.39% | 2.99  | \$ 366.00        | 62.26 | 4.51%  |  |
| Neuquen 2030 may                      | NEU30M  | 12-may-30 | 92.42%   | 93.79 | 11.19% | 10.75% | 12-feb-23   | 5.170%  | Sem.  | 93.84% | 2.93  | \$ 332.23        | 90.38 | 3.77%  |  |
| Santa Fe 2023                         | SFE23   | 23-mar-23 | 50.00%   | 95.16 | 28.67% | 26.87% | 23-mar-23   | 7.000%  | Sem.  | 95.24% | 0.23  | \$ 125.00        | 94.55 | 0.65%  |  |
| Santa Fe 2027                         | SFE27   | 01-nov-27 | 100.00%  | 75.60 | 16.19% | 15.58% | 01-may-23   | 6.900%  | Sem.  | 75.81% | 3.06  | \$ 250.00        | 74.22 | 1.86%  |  |
| Rio Negro 2028                        | PRN28   | 10-mar-28 | 100.00%  | 55.34 | 32.83% | 30.50% | 10-mar-23   | 2.750%  | Sem.  | 56.12% | 2.14  | \$ 225.00        | 55.08 | 0.47%  |  |
| Tierra del fuego 2027                 | FUE27   | 17-abr-27 | 61.00%   | 90.78 | 14.48% | 13.76% | 17-ene-23   | 8.950%  | Trim. | 90.92% | 1.92  | \$ 125.13        | 89.76 | 1.14%  |  |



## Fixed Income Research

| Bond                         | Ticker   | Maturity  | V.R. (%) | Price  | TIR    | TNA    | Next coupon | Cupon  | Frec | Parity  | M Dur | Outstanding (MM) | 30/11  | MTD    |
|------------------------------|----------|-----------|----------|--------|--------|--------|-------------|--------|------|---------|-------|------------------|--------|--------|
| <b>Corporativos</b>          |          |           |          |        |        |        |             |        |      |         |       |                  |        |        |
| <b>Alimentos y bebidas</b>   |          |           |          |        |        |        |             |        |      |         |       |                  |        |        |
| Arcor 2023                   | ARCOR23  | 06-jul-23 | 100.00%  | 99.50  | 6.97%  | 6.86%  | 06-ene-23   | 6.000% | Sem. | 99.51%  | 0.52  | \$ 500.00        | 99.40  | 0.10%  |
| Arcor 2027                   | ARCOR27  | 09-oct-27 | 100.00%  | 105.60 | 6.79%  | 6.68%  | 09-abr-23   | 8.250% | Sem. | 105.55% | 3.05  | \$ 127.94        | 104.10 | 1.44%  |
| Arcos dorados 2023           | ARCOS23  | 27-sep-23 | 100.00%  | 100.50 | 6.01%  | 5.92%  | 27-mar-23   | 6.625% | Sem. | 100.49% | 0.74  | \$ 348.47        | 100.50 | 0.00%  |
| <b>Bancos</b>                |          |           |          |        |        |        |             |        |      |         |       |                  |        |        |
| Galicia 2026                 | GALI2026 | 19-jul-26 | 100.00%  | 94.00  | 10.52% | 10.26% | 19-ene-23   | 8.250% | Sem. | 94.20%  | 2.91  | \$ 250.00        | 95.00  | -1.05% |
| Banco Macro 2026             | BMA26    | 04-nov-26 | 100.00%  | 82.50  | 12.96% | 12.56% | 04-may-23   | 6.750% | Sem. | 82.64%  | 3.20  | \$ 400.00        | 78.70  | 4.83%  |
| <b>Petróleo y Gas</b>        |          |           |          |        |        |        |             |        |      |         |       |                  |        |        |
| Capex 2024                   | CAPEX24  | 15-may-24 | 100.00%  | 97.80  | 8.74%  | 8.55%  | 15-may-23   | 6.875% | Sem. | 97.81%  | 1.31  | \$ 300.00        | 97.40  | 0.41%  |
| Cia Gral de Combustible 2025 | CGC25    | 08-mar-25 | 86.70%   | 100.60 | 9.21%  | 9.01%  | 08-mar-23   | 9.500% | Sem. | 100.58% | 1.29  | \$ 260.10        | 98.00  | 2.65%  |
| Panamerican Energy 2027      | PANA2027 | 30-abr-27 | 100.00%  | 111.70 | 5.34%  | 5.27%  | 30-abr-23   | 9.125% | Sem. | 111.56% | 2.90  | \$ 300.00        | 113.00 | -1.15% |
| Pampa Energia 2027           | PAMPAR27 | 24-ene-27 | 100.00%  | 90.20  | 10.74% | 10.46% | 24-ene-23   | 7.500% | Sem. | 90.49%  | 3.30  | \$ 750.00        | 88.90  | 1.46%  |
| Pampa Energia 2029           | PAMPAR29 | 15-abr-29 | 100.00%  | 88.50  | 12.07% | 11.73% | 15-abr-23   | 9.125% | Sem. | 88.68%  | 4.50  | \$ 292.53        | 87.00  | 1.72%  |
| YPF 2024                     | YPF2024  | 04-abr-24 | 70.00%   | 95.00  | 15.70% | 15.13% | 04-abr-23   | 8.750% | Sem. | 95.09%  | 0.76  | \$ 927.50        | 93.40  | 1.71%  |
| YPF 2025                     | YPF2025  | 28-jul-25 | 100.00%  | 82.20  | 17.92% | 17.18% | 28-ene-23   | 8.500% | Sem. | 82.77%  | 2.11  | \$ 1,500.00      | 78.80  | 4.31%  |
| YPF2026 (Clase XVI)          | YPF2026  | 12-feb-26 | 100.00%  | 94.70  | 13.30% | 12.69% | 12-feb-23   | 4.000% | Sem. | 94.74%  | 1.44  | \$ 775.31        | 92.20  | 2.71%  |
| YPF2029 (Clase XVII)         | YPF2029  | 30-jun-29 | 100.00%  | 76.40  | 16.62% | 15.98% | 30-dic-22   | 9.000% | Sem. | 76.67%  | 3.61  | \$ 747.00        | 71.50  | 6.85%  |
| YPF2029 (Clase I)            | YPF2029I | 27-jun-29 | 100.00%  | 74.20  | 15.31% | 14.76% | 27-dic-22   | 8.500% | Sem. | 75.21%  | 4.32  | \$ 500.00        | 68.00  | 9.12%  |
| YPF2033 (Clase XVIII)        | YPF2033  | 30-sep-33 | 100.00%  | 61.20  | 14.96% | 14.44% | 30-mar-23   | 7.000% | Sem. | 61.32%  | 5.91  | \$ 575.00        | 56.90  | 7.56%  |
| YPF 2047                     | YPF2047  | 15-dic-47 | 100.00%  | 57.50  | 13.02% | 12.62% | 15-jun-23   | 7.000% | Sem. | 57.51%  | 8.13  | \$ 750.00        | 54.70  | 5.12%  |
| <b>Utilidades</b>            |          |           |          |        |        |        |             |        |      |         |       |                  |        |        |
| AES 2024                     | AES24    | 02-feb-24 | 100.00%  | 78.50  | 34.25% | 31.73% | 02-feb-23   | 7.750% | Sem. | 79.10%  | 0.92  | \$ 300.00        | 78.40  | 0.13%  |
| Albanesi 2023                | ALBA23   | 27-jul-23 | 100.00%  | 84.80  | 43.87% | 39.89% | 27-ene-23   | 9.625% | Sem. | 85.35%  | 0.49  | \$ 336.00        | 84.90  | -0.12% |
| Albanesi 2027                | ALBA27   | 01-dic-27 | 94.50%   | 60.60  | 35.47% | 31.95% | 01-jun-23   | 9.875% | Sem. | 60.74%  | 2.00  | \$ 317.52        | 60.90  | -0.49% |
| <b>Otros</b>                 |          |           |          |        |        |        |             |        |      |         |       |                  |        |        |
| Aeropuertos Argentina 2000   | AEROAR27 | 01-feb-27 | 70.83%   | 91.60  | 12.05% | 11.54% | 01-feb-23   | 9.375% | Sem. | 91.67%  | 1.82  | \$ 216.75        | 82.60  | 10.90% |
| Aeropuertos Argentina 2000   | AEROAR31 | 01-ago-31 | 100.00%  | 85.30  | 12.30% | 11.77% | 01-feb-23   | 8.500% | Sem. | 85.45%  | 4.68  | \$ 64.00         | 82.50  | 3.39%  |
| IRSA 2023                    | IRSA23   | 23-mar-23 | 100.00%  | 99.10  | 12.57% | 12.20% | 23-mar-23   | 8.750% | Sem. | 99.12%  | 0.25  | \$ 360.00        | 98.70  | 0.41%  |
| Raghsa 2024                  | RAGHSA24 | 21-mar-24 | 100.00%  | 97.40  | 9.68%  | 9.45%  | 21-mar-23   | 7.250% | Sem. | 97.44%  | 1.16  | \$ 119.73        | 96.40  | 1.04%  |

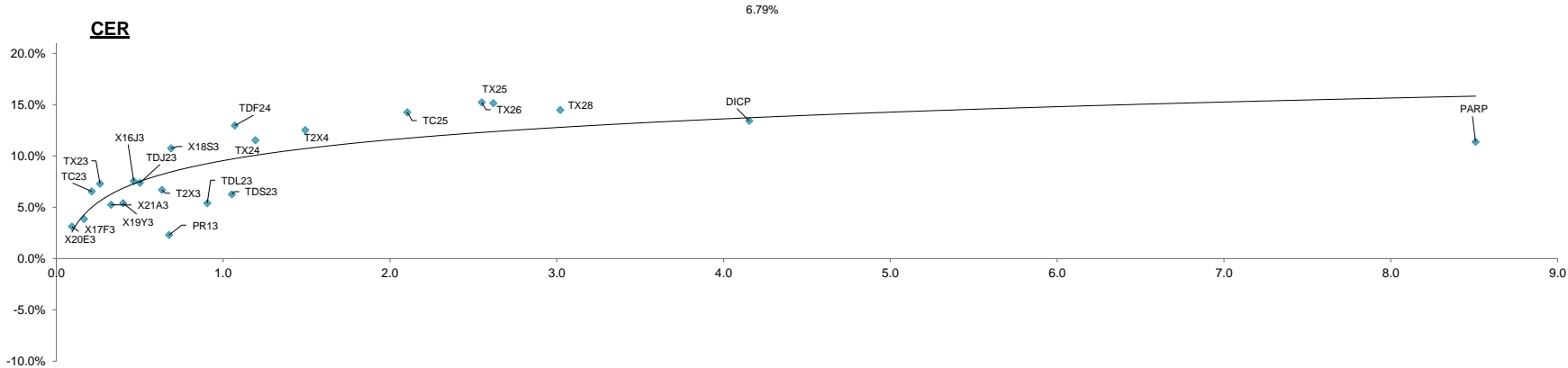


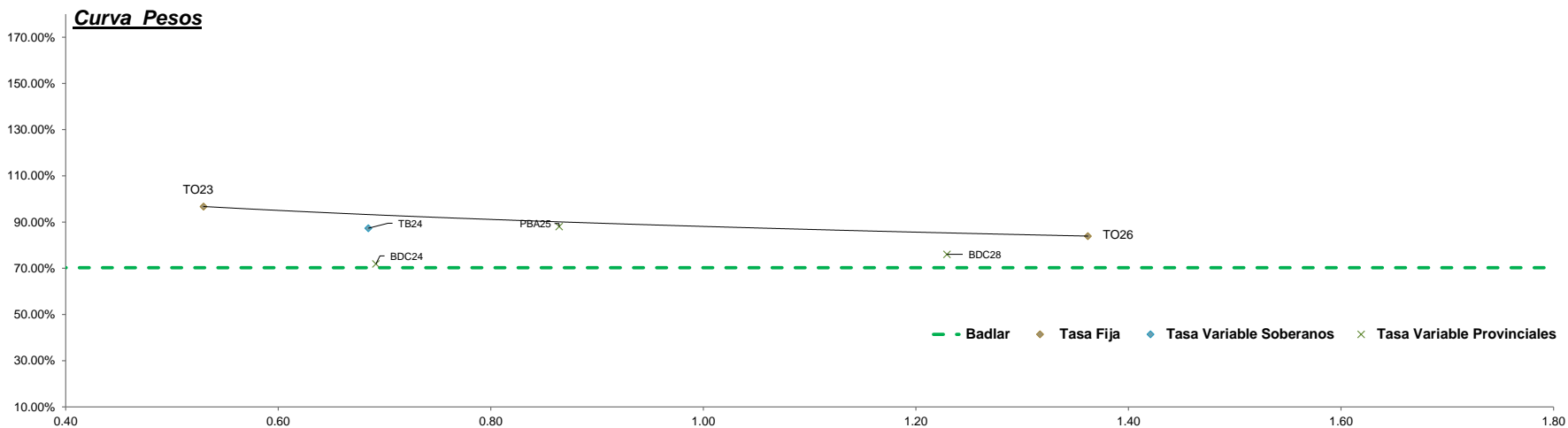
## Fixed Income Research



| Bond                              | Ticker | Maturity  | V.R. (%) | Price     | TIR     | TNA    | Next coupon | Cupon           | Frec    | Parity  | M Dur | Outstanding (MM) | 30/11     | MTD    |
|-----------------------------------|--------|-----------|----------|-----------|---------|--------|-------------|-----------------|---------|---------|-------|------------------|-----------|--------|
| <b>Ajustables por CER (*)</b>     |        |           |          |           |         |        |             |                 |         |         |       |                  |           |        |
| Lecer 01/2023                     | X20E3  | 20-ene-23 | 100.00%  | 176.89    | 3.16%   | 3.12%  | 20-ene-23   | Fijo 0%         | -       | 99.70%  | 0.09  | \$ 257,000.00    | 172.62    | 2.47%  |
| Lecer 02/2023                     | X17F3  | 17-feb-23 | 100.00%  | 169.97    | 3.91%   | 3.85%  | 17-feb-23   | Fijo 0%         | -       | 99.34%  | 0.17  | \$ 385,176.00    | 166.37    | 2.16%  |
| BONCER 2023                       | TC23   | 06-mar-23 | 100.00%  | 801.00    | 6.65%   | 6.54%  | 06-mar-23   | Fija 4%         | Sem.    | 99.45%  | 0.21  | \$ 28,300.00     | 783.00    | 2.30%  |
| Bono del Tesoro CER 2023          | TX23   | 25-mar-23 | 100.00%  | 340.85    | 7.43%   | 7.29%  | 25-mar-23   | Fija 1.40%      | Sem.    | 98.45%  | 0.26  | \$ 308,023.00    | 335.00    | 1.75%  |
| Lecer 04/2023                     | X21A3  | 21-abr-23 | 100.00%  | 161.73    | 5.34%   | 5.25%  | 21-abr-23   | Fijo 0%         | -       | 98.22%  | 0.33  | \$ 240,657.00    | 158.49    | 2.04%  |
| Lecer 05/2023                     | X19Y3  | 19-may-23 | 100.00%  | 154.45    | 5.48%   | 5.40%  | 19-may-23   | Fijo 0%         | -       | 97.77%  | 0.40  | \$ 337,491.00    | 150.30    | 2.76%  |
| Lecer 06/2023                     | X16J3  | 16-jun-23 | 100.00%  | 121.27    | 7.68%   | 7.54%  | 16-jun-23   | Fijo 0%         | -       | 96.38%  | 0.46  | \$ 182,679.00    | 117.67    | 3.06%  |
| Bono Dual 06/2023                 | TDJ23  | 30-jun-23 | 100.00%  | 16,923.69 | 7.50%   | 7.37%  | 30-jun-23   | Fijo 2%         | -       | 97.21%  | 0.50  | \$ 3,709.00      | 16,894.62 | 0.17%  |
| Bono Dual 07/2023                 | TDL23  | 31-jul-23 | 100.00%  | 16,759.96 | 5.41%   | 5.40%  | 31-jul-23   | Fijo 2%         | -       | 96.92%  | 0.90  | \$ 6,925.00      | 16,725.00 | 0.21%  |
| Bono del Tesoro CER2 2023         | T2X3   | 13-ago-23 | 100.00%  | 304.29    | 6.80%   | 6.69%  | 13-feb-23   | Fija 1.45%      | Sem.    | 96.69%  | 0.63  | \$ 423,618.00    | 295.40    | 3.01%  |
| Lecer 09/2023                     | X18S3  | 18-sep-23 | 100.00%  | 108.10    | 10.89%  | 10.75% | 18-sep-23   | Fijo 0%         | -       | 92.43%  | 0.69  | \$ 46,647.00     | 107.50    | 0.56%  |
| Bono Dual 09/2023                 | TDS23  | 29-sep-23 | 100.00%  | 16,570.00 | 6.23%   | 6.25%  | 29-sep-23   | Fijo 2.25%      | -       | 95.81%  | 1.05  | \$ 4,817.00      | 16,490.71 | 0.48%  |
| Bono Dual 02/2024                 | TDF24  | 28-feb-24 | 100.00%  | 15,505.84 | 12.80%  | 12.96% | 28-feb-24   | Fijo 3%         | -       | 89.54%  | 1.07  | \$ 710.00        | 14,800.00 | 4.77%  |
| Bocon Prov Serie 6°               | PR13   | 15-mar-24 | 12.85%   | 745.00    | 2.32%   | 2.30%  | 16-ene-23   | Fija 2%         | Mensual | 100.05% | 0.68  | \$ 90,202.02     | 788.50    | -5.52% |
| Bono del Tesoro CER 2024          | TX24   | 25-mar-24 | 100.00%  | 306.32    | 11.86%  | 11.53% | 25-mar-23   | Fija 1.50%      | Sem.    | 88.45%  | 1.19  | \$ 345,783.00    | 297.10    | 3.10%  |
| Bono del Tesoro CER2 2024         | T2X4   | 26-jul-24 | 100.00%  | 221.06    | 12.91%  | 12.52% | 26-ene-23   | Fija 1.55%      | Sem.    | 84.51%  | 1.49  | \$ 309,278.00    | 214.15    | 3.23%  |
| BONCER 2025                       | TC25   | 27-abr-25 | 100.00%  | 618.00    | 14.77%  | 14.26% | 27-abr-23   | Fija 4%         | Sem.    | 80.08%  | 2.10  | \$ 29,907.80     | 555.00    | 11.35% |
| Bono del Tesoro CER 2025          | TX25   | 09-nov-25 | 100.00%  | 105.00    | 15.71%  | 15.14% | 09-may-23   | Fija 1.80%      | Sem.    | 69.63%  | 2.62  | \$ 48,154.00     | 94.00     | 11.70% |
| Bono del Tesoro CER 2026          | TX26   | 09-nov-26 | 100.00%  | 217.19    | 15.80%  | 15.22% | 09-may-23   | Fija 2.00%      | Sem.    | 70.26%  | 2.55  | \$ 178,343.00    | 206.54    | 5.16%  |
| Bono del Tesoro CER 2028          | TX28   | 09-nov-28 | 100.00%  | 208.20    | 15.01%  | 14.48% | 09-may-23   | Fija 2.25%      | Sem.    | 67.33%  | 3.02  | \$ 66,421.32     | 196.70    | 5.85%  |
| Discount \$ Ley Arg.              | DICP   | 31-dic-33 | 100.00%  | 4,433.90  | 13.86%  | 13.41% | 02-ene-23   | Fija 5.83%      | Sem.    | 71.10%  | 4.15  | \$ 10,472.48     | 4,213.35  | 5.23%  |
| PAR \$ Ley Arg.                   | PARP   | 31-dic-38 | 100.00%  | 2,015.00  | 11.70%  | 11.37% | 31-mar-23   | 1.77%           | Sem.    | 42.00%  | 8.51  | \$ 2,860.55      | 2,011.00  | 0.20%  |
| <b>Tasa Fija</b>                  |        |           |          |           |         |        |             |                 |         |         |       |                  |           |        |
| Letra del Tesoro a Dcto. 30/12/22 | S30D2  | 30-dic-22 | 100.00%  | 97.50     | 93.49%  | 66.85% | 30-dic-22   | Fijo 0%         | -       | 97.50%  | 0.02  | \$ 47,667.00     | 94.70     | 2.96%  |
| Letra del Tesoro a Dcto. 31/01/23 | S31E3  | 31-ene-23 | 100.00%  | 91.81     | 96.97%  | 70.77% | 31-ene-23   | Fijo 0%         | -       | 91.81%  | 0.07  | \$ 185,487.00    | 89.13     | 3.00%  |
| Letra del Tesoro a Dcto. 28/02/23 | S28F3  | 28-feb-23 | 100.00%  | 86.73     | 98.13%  | 73.48% | 28-feb-23   | Fijo 0%         | -       | 86.73%  | 0.12  | \$ 91,625.00     | 83.95     | 3.31%  |
| Letra del Tesoro a Dcto. 31/03/23 | S31M3  | 31-mar-23 | 100.00%  | 80.17     | 112.52% | 84.36% | 31-mar-23   | Fijo 0%         | -       | 80.17%  | 0.16  | \$ 21,726.00     | 78.10     | 2.65%  |
| Bote 10/2023                      | TO23   | 18-oct-23 | 100.00%  | 62.00     | 120.14% | 96.74% | 17-abr-23   | Fija 16.00%     | Sem.    | 60.39%  | 0.53  | \$ 64,150.35     | 58.38     | 6.20%  |
| Bote 10/2026                      | TO26   | 18-oct-26 | 100.00%  | 26.25     | 101.53% | 83.93% | 17-abr-23   | Fija 15.50%     | Sem.    | 25.59%  | 1.36  | \$ 96,569.71     | 23.75     | 10.53% |
| Bote Encaje 05/2027               | TY27P  | 23-may-27 | 100.00%  | 92.05     | 57.30%  | 50.84% | 23-may-23   | Fija 43.25%     | Sem.    | 89.58%  | 1.37  | \$ 502,949.00    | 97.83     | -5.90% |
| <b>Tasa Variable</b>              |        |           |          |           |         |        |             |                 |         |         |       |                  |           |        |
| Bono del Tesoro Badlar 04/24      | TB24   | 18-abr-24 | 100.00%  | 102.00    | 120.34% | 87.34% | 18-ene-23   | Badlar + 500pbs | Trim.   | 91.07%  | 0.68  | \$ 9,297.00      | 101.00    | 0.99%  |
| Ciudad de Buenos Aires 2024       | BDC24  | 29-mar-24 | 100.00%  | 116.00    | 93.73%  | 71.91% | 29-dic-22   | Badlar + 325pbs | Trim.   | 100.46% | 0.69  | \$ 43,603.35     | 111.40    | 4.13%  |
| Ciudad de Buenos Aires 2028       | BDC28  | 22-feb-28 | 100.00%  | 101.00    | 100.60% | 76.04% | 22-feb-23   | Badlar + 375pbs | Trim.   | 96.36%  | 1.23  | \$ 13,262.47     | 95.00     | 6.32%  |
| Provincia de Buenos Aires 2025    | PBA25  | 12-abr-25 | 100.00%  | 98.45     | 121.67% | 88.07% | 12-ene-23   | Badlar + 375pbs | Trim.   | 87.13%  | 0.86  | \$ 30,000.00     | 94.30     | 4.40%  |
| <b>Dollar Linked</b>              |        |           |          |           |         |        |             |                 |         |         |       |                  |           |        |
| Bote vinculado al Dólar 04/2023   | TV23   | 28-abr-23 | 100.00%  | 16,960.91 | 4.43%   | 4.38%  | 28-abr-23   | 0.30%           | Sem.    | 98.54%  | 0.36  | \$ 2,222.00      | 16,769.37 | 1.14%  |
| Bono Dual 06/2023                 | TDJ23  | 30-jun-23 | 100.00%  | 16,923.69 | 3.12%   | 3.10%  | 30-jun-23   | 0.00%           | -       | 98.36%  | 0.52  | \$ 3,709.00      | 16,894.62 | 0.17%  |
| Bono Dual 07/2023                 | TDL23  | 31-jul-23 | 100.00%  | 16,759.96 | 2.79%   | 2.79%  | 31-jul-23   | 0.00%           | -       | 97.41%  | 0.93  | \$ 6,925.00      | 16,725.00 | 0.21%  |
| Bote vinculado al Dólar 07/2023   | T2V3   | 31-jul-23 | 0.00%    | 16,733.00 | 4.57%   | 4.52%  | 31-ene-23   | 0.00%           | Sem.    | 97.26%  | 0.61  | \$ -             | 16,409.33 | 1.97%  |
| Bono Dual 09/2023                 | TDS23  | 29-sep-23 | 100.00%  | 16,570.00 | 3.42%   | 3.43%  | 29-sep-23   | 0.00%           | -       | 96.31%  | 1.08  | \$ 4,817.00      | 16,490.71 | 0.48%  |
| Bono Dual 02/2024                 | TDF24  | 28-feb-24 | 100.00%  | 15,505.84 | 8.66%   | 8.74%  | 28-feb-24   | 0.00%           | -       | 90.45%  | 1.11  | \$ 710.00        | 14,800.00 | 4.77%  |
| Bote vinculado al Dólar 04/2024   | TV24   | 30-abr-24 | 100.00%  | 14,910.00 | 11.51%  | 11.19% | 30-abr-23   | 0.40%           | Sem.    | 86.62%  | 1.30  | \$ 1,278.00      | 13,736.95 | 8.54%  |

|               |          |
|---------------|----------|
| Dólar         | 172.0500 |
| Tasa Ref.     | 75.0000% |
| Badlar Priv.  | 70.2500% |
| Libor 90 días | 4.7690%  |
| CER           | 71.5598  |
| IPC Oct.      | 6.3%     |





**DISCLAIMER**

Este informe ha sido elaborado a título informativo. El presente NO debe ser tomado como una recomendación o instrucción, y no reviste carácter de ofertas de productos y/o servicios ni solicitud de orden de compra y/o venta. Banco CMF S.A. no será responsable por ningún error y/u omisión del contenido.