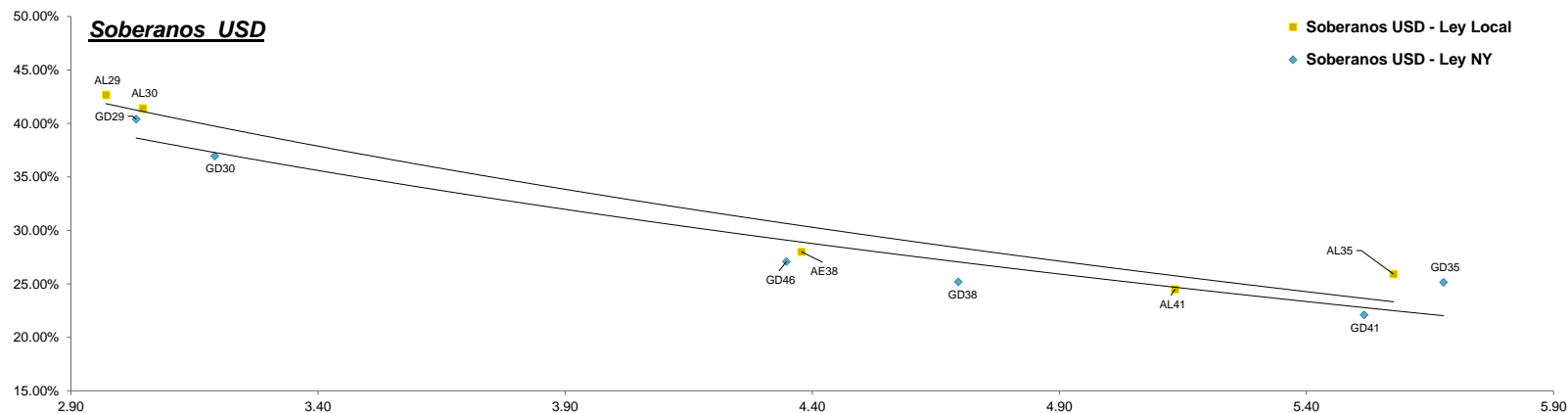


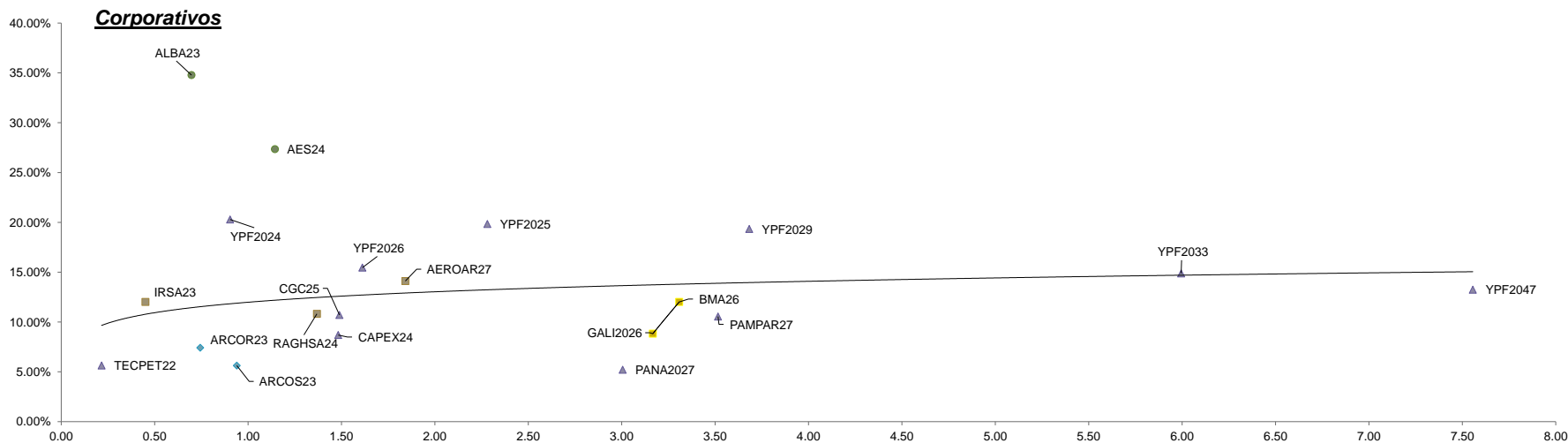
Fixed Income Research

| Bond | Ticker | Maturity | V.R. (%) | Price | TIR | TNA | Next coupon | Cupon | Frec | Parity | M Dur | Outstanding (MM) | 31/08 | MTD |
|---------------------------------------|---------|-----------|----------|-------|--------|--------|-------------|---------|-------|--------|-------|------------------|-------|--------|
| Soberanos USD | | | | | | | | | | | | | | |
| Bonos Intern. 2029 Ley N.Y. - Step up | GD29 | 09-jul-29 | 100.00% | 23.40 | 44.48% | 40.40% | 09-ene-23 | 1.000% | Sem. | 23.56% | 3.03 | \$ 2,635.03 | 23.38 | 0.09% |
| Bonos Intern. 2030 Ley N.Y. - Step up | GD30 | 09-jul-30 | 100.00% | 24.13 | 40.36% | 36.95% | 09-ene-23 | 0.500% | Sem. | 24.21% | 3.19 | \$ 16,090.61 | 24.05 | 0.33% |
| Bonos Intern. 2035 Ley N.Y. - Step up | GD35 | 09-jul-35 | 100.00% | 22.24 | 26.73% | 25.15% | 09-ene-23 | 1.500% | Sem. | 22.48% | 5.68 | \$ 20,501.72 | 22.67 | -1.90% |
| Bonos Intern. 2038 Ley N.Y. - Step up | GD38 | 09-ene-38 | 100.00% | 28.17 | 26.76% | 25.18% | 09-ene-23 | 3.875% | Sem. | 28.75% | 4.70 | \$ 11,405.07 | 28.27 | -0.35% |
| Bonos Intern. 2041 Ley N.Y. - Step up | GD41 | 09-jul-41 | 100.00% | 26.03 | 23.32% | 22.10% | 09-ene-23 | 3.500% | Sem. | 26.57% | 5.52 | \$ 10,482.11 | 26.39 | -1.36% |
| Bonos Intern. 2046 Ley N.Y. - Step up | GD46 | 09-jul-46 | 100.00% | 22.59 | 28.92% | 27.09% | 09-ene-23 | 1.500% | Sem. | 22.83% | 4.35 | \$ 2,092.00 | 23.03 | -1.91% |
| BONAR 2029 - step up | AL29 | 09-jul-29 | 100.00% | 22.05 | 47.23% | 42.67% | 09-ene-23 | 1.000% | Sem. | 22.00% | 2.97 | \$ 2,194.28 | 21.99 | 0.27% |
| BONAR 2030 - step up | AL30 | 09-jul-30 | 100.00% | 21.09 | 45.69% | 41.41% | 09-ene-23 | 0.500% | Sem. | 21.07% | 3.05 | \$ 13,517.56 | 21.09 | 0.00% |
| BONAR 2035 - step up | AL35 | 09-jul-35 | 100.00% | 21.61 | 27.59% | 25.91% | 09-ene-23 | 1.500% | Sem. | 21.54% | 5.58 | \$ 19,069.87 | 21.75 | -0.64% |
| BONAR 2038 - step up | AE38 | 09-ene-38 | 100.00% | 25.50 | 29.96% | 28.00% | 09-ene-23 | 3.875% | Sem. | 25.30% | 4.38 | \$ 7,216.66 | 25.66 | -0.62% |
| BONAR 2041 - step up | AL41 | 09-jul-41 | 100.00% | 23.56 | 25.99% | 24.49% | 09-ene-23 | 3.500% | Sem. | 23.39% | 5.13 | \$ 1,500.11 | 23.85 | -1.22% |
| Soberanos Euros | | | | | | | | | | | | | | |
| Bonos Intern. 2029 Euros - Step up | GE29 | 09-jul-29 | 100.00% | 22.58 | 44.23% | 40.19% | 09-ene-23 | 0.500% | Sem. | 22.66% | 3.11 | \$ 90.39 | 22.68 | -0.44% |
| Bonos Intern. 2030 Euros - Step up | GE30 | 09-jul-30 | 100.00% | 22.15 | 41.55% | 37.95% | 09-ene-23 | 0.125% | Sem. | 22.17% | 3.22 | \$ 1,165.59 | 22.31 | -0.72% |
| Bonos Intern. 2035 Euros - Step up | GE35 | 09-jul-35 | 100.00% | 20.43 | 26.20% | 24.67% | 09-ene-23 | 0.875% | Sem. | 20.57% | 6.05 | \$ 298.80 | 20.49 | -0.29% |
| Bonos Intern. 2038 Euros - Step up | GE38 | 09-ene-38 | 100.00% | 23.79 | 28.50% | 26.71% | 09-ene-23 | 3.000% | Sem. | 24.26% | 4.71 | \$ 809.34 | 23.98 | -0.79% |
| Bonos Intern. 2041 Euros - Step up | GE41 | 09-jul-41 | 100.00% | 22.41 | 24.58% | 23.24% | 09-ene-23 | 2.750% | Sem. | 22.85% | 5.57 | \$ 1,572.60 | 22.67 | -1.15% |
| Bonos Intern. 2046 Euros - Step up | GE46 | 09-jul-46 | 100.00% | 20.74 | 28.80% | 26.98% | 09-ene-23 | 0.875% | Sem. | 20.88% | 4.51 | \$ 248.13 | 20.87 | -0.62% |
| Provinciales | | | | | | | | | | | | | | |
| Buenos Aires 2037A | BA37D | 01-sep-37 | 100.00% | 35.60 | 28.08% | 26.34% | 01-mar-23 | 6.625% | Sem. | 35.52% | 3.91 | \$ 6,200.00 | 35.16 | 1.25% |
| Buenos Aires 2037B | BB37D | 01-sep-37 | 100.00% | 29.28 | 25.65% | 24.19% | 01-mar-23 | 5.875% | Sem. | 29.22% | 5.14 | \$ 770.00 | 28.70 | 2.02% |
| Buenos Aires 2037C | BC37D | 01-sep-37 | 100.00% | 28.35 | 24.73% | 23.37% | 01-mar-23 | 5.250% | Sem. | 28.30% | 5.40 | \$ 150.00 | 26.38 | 7.47% |
| Ciudad de Bs. As. 2027 | CABA27 | 01-jun-27 | 100.00% | 89.14 | 11.48% | 11.17% | 01-dic-22 | 7.500% | Sem. | 89.39% | 2.98 | \$ 890.00 | 88.04 | 1.25% |
| Cordoba 2025 | PDCAR25 | 10-dic-25 | 100.00% | 77.01 | 23.65% | 22.39% | 10-dic-22 | 3.000% | Sem. | 77.46% | 1.53 | \$ 679.00 | 76.20 | 1.06% |
| Cordoba 2027 | PDCAR27 | 01-jun-27 | 100.00% | 65.04 | 21.37% | 20.33% | 01-dic-22 | 3.000% | Sem. | 65.79% | 2.95 | \$ 494.00 | 64.16 | 1.37% |
| Cordoba 2029 | PDCAR29 | 01-feb-29 | 100.00% | 61.57 | 18.87% | 18.06% | 01-feb-23 | 3.000% | Sem. | 61.95% | 4.01 | \$ 433.00 | 61.46 | 0.18% |
| Ciudad de Córdoba 2027 | COROA27 | 29-sep-27 | 100.00% | 61.78 | 26.60% | 25.03% | 29-sep-22 | Step-up | Sem. | 62.61% | 2.32 | \$ 22.15 | 55.84 | 10.64% |
| Mendoza 2029 | PMM29 | 19-mar-29 | 100.00% | 70.70 | 18.70% | 17.90% | 19-mar-23 | 2.750% | Sem. | 70.71% | 2.54 | \$ 562.00 | 69.76 | 1.35% |
| Chubut 2026 | BOGAR26 | 26-jul-26 | 66.67% | 77.36 | 25.46% | 23.34% | 26-oct-22 | 7.750% | Trim. | 77.64% | 1.50 | \$ 433.33 | 77.08 | 0.36% |
| Neuquen 2030 abr | NEU30A | 27-abr-30 | 100.00% | 64.43 | 20.17% | 19.24% | 27-oct-22 | 2.500% | Sem. | 65.09% | 3.12 | \$ 366.00 | 61.69 | 4.44% |
| Neuquen 2030 may | NEU30M | 12-may-30 | 95.50% | 91.17 | 12.16% | 11.64% | 12-nov-22 | 5.170% | Sem. | 91.26% | 2.94 | \$ 343.30 | 92.05 | -0.96% |
| Santa Fe 2023 | SFE23 | 23-mar-23 | 50.00% | 93.53 | 22.37% | 21.24% | 23-sep-22 | 7.000% | Sem. | 93.75% | 0.43 | \$ 125.00 | 94.00 | -0.50% |
| Santa Fe 2027 | SFE27 | 01-nov-27 | 100.00% | 73.24 | 16.74% | 16.10% | 01-nov-22 | 6.900% | Sem. | 73.96% | 3.12 | \$ 250.00 | 72.96 | 0.38% |
| Rio Negro 2028 | PRN28 | 10-mar-28 | 100.00% | 60.08 | 27.12% | 25.49% | 10-mar-23 | 2.750% | Sem. | 60.17% | 2.46 | \$ 225.00 | 61.08 | -1.64% |
| Tierra del fuego 2027 | FUE27 | 17-abr-27 | 64.00% | 89.80 | 14.85% | 14.09% | 17-oct-22 | 8.950% | Trim. | 89.97% | 1.99 | \$ 131.28 | 85.70 | 4.78% |



Fixed Income Research

| Bond | Ticker | Maturity | V.R. (%) | Price | TIR | TNA | Next coupon | Cupon | Frec | Parity | M Dur | Outstanding (MM) | 31/08 | MTD |
|------------------------------|----------|-----------|----------|--------|--------|--------|-------------|--------|------|---------|-------|------------------|--------|--------|
| Corporativos | | | | | | | | | | | | | | |
| Alimentos y bebidas | | | | | | | | | | | | | | |
| Arcor 2023 | ARCOR23 | 06-jul-23 | 100.00% | 98.90 | 7.56% | 7.42% | 06-ene-23 | 6.000% | Sem. | 98.91% | 0.74 | \$ 500.00 | 100.30 | -1.40% |
| Arcos dorados 2023 | ARCOS23 | 27-sep-23 | 100.00% | 100.90 | 5.70% | 5.62% | 27-sep-22 | 6.625% | Sem. | 100.87% | 0.94 | \$ 348.47 | 101.00 | -0.10% |
| Bancos | | | | | | | | | | | | | | |
| Galicia 2026 | GALI2026 | 19-jul-26 | 100.00% | 98.10 | 9.02% | 8.83% | 19-ene-23 | 8.250% | Sem. | 98.13% | 3.17 | \$ 250.00 | 94.90 | 3.37% |
| Banco Macro 2026 | BMA26 | 04-nov-26 | 100.00% | 83.20 | 12.37% | 12.01% | 04-nov-22 | 6.750% | Sem. | 83.63% | 3.31 | \$ 400.00 | 81.00 | 2.72% |
| Petróleo y Gas | | | | | | | | | | | | | | |
| Capex 2024 | CAPEX24 | 15-may-24 | 100.00% | 97.20 | 8.88% | 8.69% | 15-nov-22 | 6.875% | Sem. | 97.27% | 1.48 | \$ 300.00 | 97.10 | 0.10% |
| Cia Gral de Combustible 2025 | CGC25 | 08-mar-25 | 86.70% | 98.20 | 10.99% | 10.71% | 08-mar-23 | 9.500% | Sem. | 98.21% | 1.49 | \$ 260.10 | 97.50 | 0.72% |
| Panamerican Energy 2027 | PANA2027 | 30-abr-27 | 100.00% | 112.60 | 5.28% | 5.21% | 30-oct-22 | 9.125% | Sem. | 112.15% | 3.01 | \$ 300.00 | 114.10 | -1.31% |
| Pampa Energia 2027 | PAMPAR27 | 24-ene-27 | 100.00% | 89.50 | 10.83% | 10.55% | 24-ene-23 | 7.500% | Sem. | 89.63% | 3.52 | \$ 750.00 | 90.80 | -1.43% |
| Tecpetrol 2022 | TECPET22 | 12-dic-22 | 100.00% | 99.80 | 5.72% | 5.64% | 12-dic-22 | 4.875% | Sem. | 99.80% | 0.22 | \$ 500.00 | 100.10 | -0.30% |
| YPF 2024 | YPF2024 | 04-abr-24 | 70.00% | 89.20 | 21.32% | 20.29% | 04-oct-22 | 8.750% | Sem. | 89.63% | 0.90 | \$ 927.50 | 85.50 | 4.33% |
| YPF 2025 | YPF2025 | 28-jul-25 | 100.00% | 76.10 | 20.82% | 19.84% | 28-ene-23 | 8.500% | Sem. | 76.41% | 2.28 | \$ 1,500.00 | 72.10 | 5.55% |
| YPF2026 (Clase XVI) | YPF2026 | 12-feb-26 | 100.00% | 89.20 | 16.38% | 15.46% | 12-nov-22 | 4.000% | Sem. | 89.25% | 1.61 | \$ 775.31 | 87.30 | 2.18% |
| YPF2029 (Clase XVII) | YPF2029 | 30-jun-29 | 100.00% | 65.40 | 20.27% | 19.34% | 30-dic-22 | 9.000% | Sem. | 65.60% | 3.68 | \$ 747.00 | 62.80 | 4.14% |
| YPF2033 (Clase XVIII) | YPF2033 | 30-sep-33 | 100.00% | 58.00 | 15.43% | 14.88% | 30-sep-22 | 7.000% | Sem. | 58.31% | 5.99 | \$ 575.00 | 56.50 | 2.65% |
| YPF 2047 | YPF2047 | 15-dic-47 | 100.00% | 54.60 | 13.68% | 13.25% | 15-dic-22 | 7.000% | Sem. | 55.46% | 7.56 | \$ 750.00 | 54.70 | -0.18% |
| Utilidades | | | | | | | | | | | | | | |
| AES 2024 | AES24 | 02-feb-24 | 100.00% | 78.80 | 29.22% | 27.35% | 02-feb-23 | 7.750% | Sem. | 79.02% | 1.14 | \$ 300.00 | 79.10 | -0.38% |
| Albanesi 2023 | ALBA23 | 27-jul-23 | 100.00% | 82.80 | 37.80% | 34.78% | 27-ene-23 | 9.625% | Sem. | 83.05% | 0.70 | \$ 336.00 | 82.10 | 0.85% |
| Otros | | | | | | | | | | | | | | |
| Aeropuertos Argentina 2000 | AEROAR27 | 01-feb-27 | 75.00% | 86.90 | 14.88% | 14.11% | 01-nov-22 | 9.375% | Sem. | 87.03% | 1.84 | \$ 229.50 | 85.00 | 2.24% |
| IRSA 2023 | IRSA23 | 23-mar-23 | 100.00% | 98.40 | 12.38% | 12.02% | 23-sep-22 | 8.750% | Sem. | 98.47% | 0.45 | \$ 360.00 | 98.20 | 0.20% |
| Raghsa 2024 | RAGHSA24 | 21-mar-24 | 100.00% | 95.20 | 11.11% | 10.82% | 21-mar-23 | 7.250% | Sem. | 95.20% | 1.37 | \$ 119.73 | 95.00 | 0.21% |

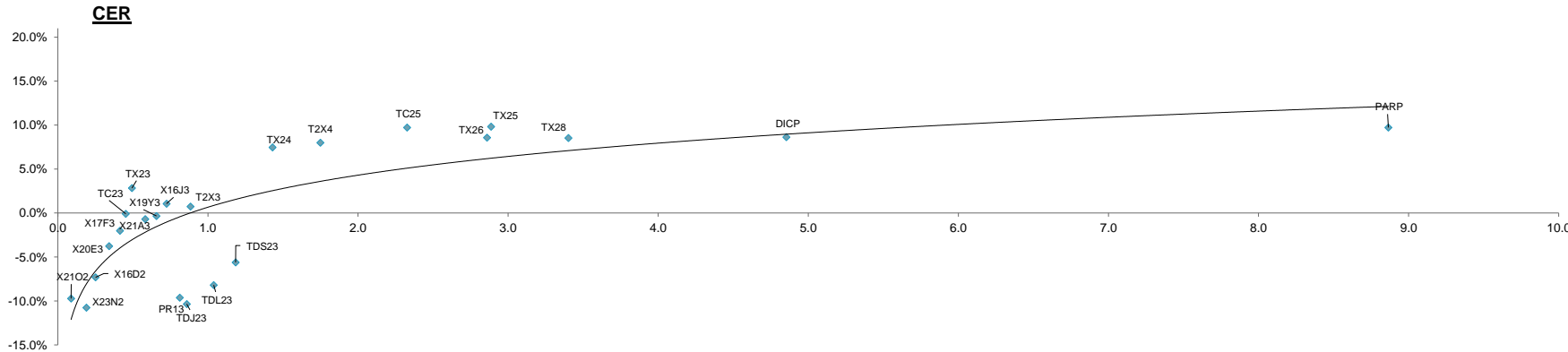


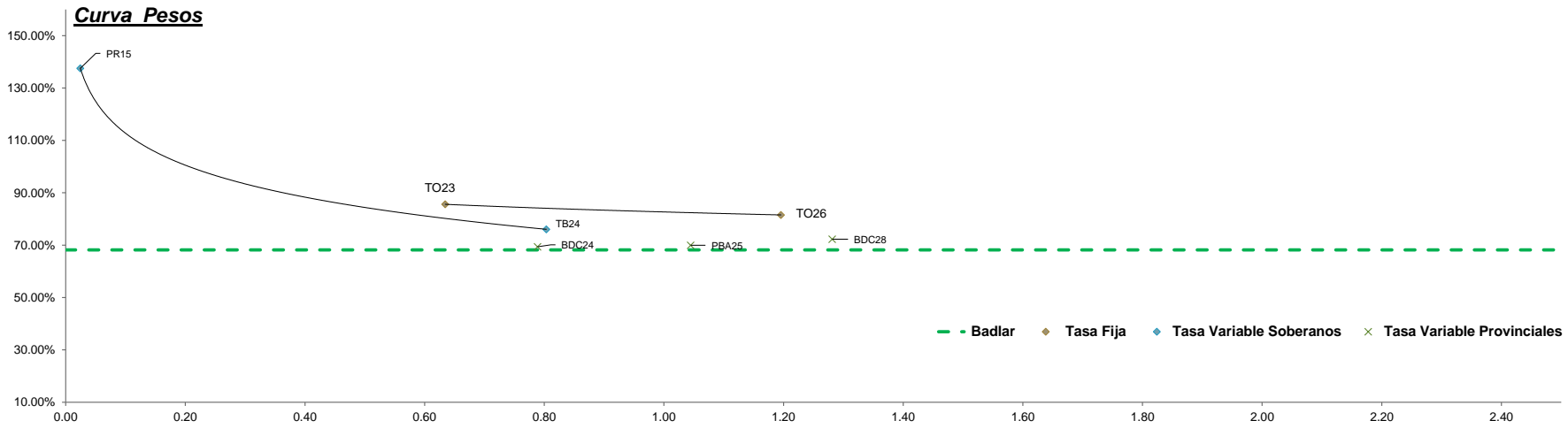
Fixed Income Research



| | |
|---------------|----------|
| Dólar | 144.6400 |
| Badlar Priv. | 68.1875% |
| Libor 90 días | 3.5653% |
| CER | 60.0357 |
| IPC Ago. | 7.0% |

| Bond | Ticker | Maturity | V.R. (%) | Price | TIR | TNA | Next coupon | Cupon | Frec | Parity | M Dur | Outstanding (MM) | 31/08 | MTD |
|-----------------------------------|--------|-----------|----------|-----------|---------|---------|-------------|-----------------|---------|---------|-------|------------------|-----------|--------|
| Ajustables por CER (%) | | | | | | | | | | | | | | |
| Lecer 10/2022 | X21O2 | 21-oct-22 | 100.00% | 154.05 | -9.30% | -9.72% | 21-oct-22 | Fijo 0% | - | 100.78% | 0.09 | \$ 292,247.00 | 148.65 | 3.63% |
| Lecer 11/2022 | X23N2 | 23-nov-22 | 100.00% | 119.36 | -10.29% | -10.76% | 23-nov-22 | Fijo 0% | - | 101.86% | 0.19 | \$ 59,427.00 | 114.76 | 4.01% |
| Lecer 12/2022 | X16D2 | 16-dic-22 | 100.00% | 144.41 | -7.11% | -7.32% | 16-dic-22 | Fijo 0% | - | 101.73% | 0.25 | \$ 218,814.00 | 139.16 | 3.77% |
| Lecer 01/2023 | X20E3 | 20-ene-23 | 100.00% | 150.88 | -3.73% | -3.77% | 20-ene-23 | Fijo 0% | - | 101.26% | 0.34 | \$ 257,000.00 | 144.69 | 4.28% |
| Lecer 02/2023 | X17F3 | 17-feb-23 | 100.00% | 144.89 | -2.00% | -2.01% | 17-feb-23 | Fijo 0% | - | 100.82% | 0.41 | \$ 236,721.00 | 139.99 | 3.50% |
| BONCER 2023 | TC23 | 06-mar-23 | 100.00% | 682.59 | -0.09% | -0.09% | 06-mar-23 | Fija 4% | Sem. | 101.86% | 0.45 | \$ 28,300.00 | 670.00 | 1.88% |
| Bono del Tesoro CER 2023 | TX23 | 25-mar-23 | 100.00% | 289.80 | 2.86% | 2.84% | 25-sep-22 | Fija 1.40% | Sem. | 99.28% | 0.49 | \$ 308,023.00 | 276.40 | 4.85% |
| Lecer 04/2023 | X21A3 | 21-abr-23 | 100.00% | 138.85 | -0.69% | -0.69% | 21-abr-23 | Fijo 0% | - | 100.40% | 0.58 | \$ 240,657.00 | 134.18 | 3.48% |
| Lecer 05/2023 | X19Y3 | 19-may-23 | 100.00% | 132.97 | -0.34% | -0.34% | 19-may-23 | Fijo 0% | - | 100.22% | 0.66 | \$ 236,204.00 | 127.64 | 4.18% |
| Lecer 06/2023 | X16J3 | 16-jun-23 | 100.00% | 104.87 | 1.06% | 1.06% | 16-jun-23 | Fijo 0% | - | 99.23% | 0.72 | \$ 102,217.00 | 99.90 | 4.97% |
| Bono Dual 06/2023 | TDJ23 | 30-jun-23 | 100.00% | 16,057.30 | -10.23% | -10.36% | 30-jun-23 | Fijo 2% | - | 110.33% | 0.86 | \$ 3,709.00 | 14,962.47 | 7.32% |
| Bono Dual 07/2023 | TDL23 | 31-jul-23 | 100.00% | 16,056.65 | -8.18% | -8.20% | 31-jul-23 | Fijo 2% | - | 110.55% | 1.04 | \$ 6,925.00 | 14,961.58 | 7.32% |
| Bono del Tesoro CER2 2023 | T2X3 | 13-ago-23 | 100.00% | 265.06 | 0.74% | 0.74% | 13-feb-23 | Fija 1.45% | Sem. | 100.63% | 0.88 | \$ 423,618.00 | 250.60 | 5.77% |
| Bono Dual 09/2023 | TDS23 | 29-sep-23 | 100.00% | 15,886.57 | -5.63% | -5.61% | 29-sep-23 | Fijo 2.25% | - | 109.37% | 1.18 | \$ 4,817.00 | 14,646.26 | 8.47% |
| Bocon Prov Serie 6° | PR13 | 15-mar-24 | 15.34% | 821.40 | -9.22% | -9.63% | 17-oct-22 | Fija 2% | Mensual | 109.98% | 0.81 | \$ 107,680.85 | 771.00 | 6.54% |
| Bono del Tesoro CER 2024 | TX24 | 25-mar-24 | 100.00% | 267.82 | 7.59% | 7.46% | 25-sep-22 | Fija 1.50% | Sem. | 91.71% | 1.43 | \$ 345,783.00 | 244.31 | 9.62% |
| Bono del Tesoro CER2 2024 | T2X4 | 26-jul-24 | 100.00% | 195.18 | 8.16% | 8.00% | 26-ene-23 | Fija 1.55% | Sem. | 89.16% | 1.75 | \$ 309,278.00 | 176.82 | 10.38% |
| BONCER 2025 | TC25 | 27-abr-25 | 100.00% | 572.10 | 9.95% | 9.72% | 27-oct-22 | Fija 4% | Sem. | 87.32% | 2.33 | \$ 29,907.80 | 532.00 | 7.54% |
| Bono del Tesoro CER 2025 | TX25 | 09-nov-25 | 100.00% | 100.35 | 10.06% | 9.82% | 09-nov-22 | Fija 1.80% | Sem. | 78.90% | 2.89 | \$ 48,154.00 | 97.50 | 2.92% |
| Bono del Tesoro CER 2026 | TX26 | 09-nov-26 | 100.00% | 215.39 | 8.75% | 8.56% | 09-nov-22 | Fija 2.00% | Sem. | 82.50% | 2.86 | \$ 178,343.00 | 198.99 | 8.24% |
| Bono del Tesoro CER 2028 | TX28 | 09-nov-28 | 100.00% | 209.40 | 8.71% | 8.53% | 09-nov-22 | Fija 2.25% | Sem. | 80.13% | 3.40 | \$ 66,421.32 | 195.50 | 7.11% |
| Discount \$ Ley Arg. | DICP | 31-dic-33 | 100.00% | 4,500.00 | 8.82% | 8.63% | 02-ene-23 | Fija 5.83% | Sem. | 87.08% | 4.85 | \$ 10,472.48 | 4,175.00 | 7.78% |
| PAR \$ Ley Arg. | PARP | 31-dic-38 | 100.00% | 1,945.00 | 9.96% | 9.72% | 30-sep-22 | 1.77% | Sem. | 48.04% | 8.87 | \$ 2,860.55 | 1,846.00 | 5.36% |
| Tasa Fija | | | | | | | | | | | | | | |
| Letra del Tesoro a Dcto. 30/09/22 | S30S2 | 30-sep-22 | 100.00% | 98.60 | 90.27% | 64.78% | 30-sep-22 | Fijo 0% | - | 98.60% | 0.01 | \$ 167,941.00 | 96.46 | 2.22% |
| Letra del Tesoro a Dcto. 31/10/22 | S31O2 | 31-oct-22 | 100.00% | 93.36 | 90.19% | 66.54% | 31-oct-22 | Fijo 0% | - | 93.36% | 0.06 | \$ 370,093.00 | 90.75 | 2.88% |
| Letra del Tesoro a Dcto. 30/11/22 | S30N2 | 30-nov-22 | 100.00% | 87.79 | 99.16% | 73.58% | 30-nov-22 | Fijo 0% | - | 87.79% | 0.11 | \$ 69,031.00 | 86.12 | 1.94% |
| Letra del Tesoro a Dcto. 16/12/22 | S16D2 | 16-dic-22 | 100.00% | 85.14 | 99.51% | 74.94% | 16-dic-22 | Fijo 0% | - | 85.14% | 0.13 | \$ 200,000.00 | 82.75 | 2.89% |
| Letra del Tesoro a Dcto. 30/12/22 | S30D2 | 30-dic-22 | 100.00% | 84.20 | 71.79% | 59.04% | 30-dic-22 | Fijo 0% | - | 84.20% | 0.20 | \$ 47,667.00 | 81.80 | 2.93% |
| Letra del Tesoro a Dcto. 31/01/23 | S31E3 | 31-ene-23 | 100.00% | 77.04 | 106.82% | 83.03% | 31-ene-23 | Fijo 0% | - | 77.04% | 0.20 | \$ 61,161.00 | 77.50 | -0.59% |
| Bote 10/2023 | TO23 | 18-oct-23 | 100.00% | 63.40 | 103.92% | 85.60% | 17-oct-22 | Fija 16.00% | Sem. | 59.24% | 0.63 | \$ 64,150.35 | 64.45 | -1.63% |
| Bote 10/2026 | TO26 | 18-oct-26 | 100.00% | 30.53 | 98.16% | 81.54% | 17-oct-22 | Fija 15.50% | Sem. | 28.59% | 1.20 | \$ 96,569.71 | 30.50 | 0.10% |
| Bote Encaje 05/2027 | TY27P | 23-may-27 | 100.00% | 112.00 | 49.36% | 44.43% | 23-may-22 | Fija 43.25% | Sem. | 97.68% | 1.38 | \$ 466,053.00 | 106.55 | 5.11% |
| Tasa Variable | | | | | | | | | | | | | | |
| Bocon Prov Serie 8° | PR15 | 04-oct-22 | 13.00% | 25.04 | 226.14% | 137.54% | 04-oct-22 | Badlar | Trim. | 96.19% | 0.02 | \$ 531.44 | 24.27 | 3.17% |
| Bono del Tesoro Badlar 04/24 | TB24 | 18-abr-24 | 100.00% | 101.00 | 100.62% | 76.05% | 18-oct-22 | Badlar + 500pbs | Trim. | 90.49% | 0.80 | \$ 9,297.00 | 98.50 | 2.54% |
| Ciudad de Buenos Aires 2024 | BDC24 | 29-mar-24 | 100.00% | 112.71 | 89.60% | 69.37% | 29-sep-22 | Badlar + 325pbs | Trim. | 98.81% | 0.79 | \$ 43,603.35 | 110.75 | 1.77% |
| Ciudad de Buenos Aires 2028 | BDC28 | 22-feb-28 | 100.00% | 100.00 | 94.33% | 72.27% | 22-nov-22 | Badlar + 375pbs | Trim. | 94.52% | 1.28 | \$ 13,262.47 | 100.00 | 0.00% |
| Provincia de Buenos Aires 2025 | PBA25 | 12-abr-25 | 100.00% | 102.90 | 90.55% | 69.96% | 12-oct-22 | Badlar + 375pbs | Trim. | 91.67% | 1.04 | \$ 30,000.00 | 98.40 | 4.57% |
| Dólar Linked | | | | | | | | | | | | | | |
| Bote vinculado al Dólar 11/2022 | T2V2 | 30-nov-22 | 100.00% | 15,106.15 | -20.11% | -21.24% | 30-nov-22 | 0.20% | Sem. | 104.37% | 0.21 | \$ 1,614.00 | 14,961.41 | 0.97% |
| Bote vinculado al Dólar 04/2023 | TV23 | 28-abr-23 | 100.00% | 15,384.21 | -9.37% | -9.60% | 28-oct-22 | 0.30% | Sem. | 106.23% | 0.63 | \$ 2,222.00 | 14,721.73 | 4.50% |
| Bono Dual 06/2023 | TDJ23 | 30-jun-23 | 100.00% | 16,057.30 | -12.69% | -12.89% | 30-jun-23 | 0.00% | - | 111.02% | 0.88 | \$ 3,709.00 | 14,962.47 | 7.32% |
| Bono Dual 07/2023 | TDL23 | 31-jul-23 | 100.00% | 16,056.65 | -10.38% | -10.40% | 31-jul-23 | 0.00% | - | 111.01% | 1.06 | \$ 6,925.00 | 14,961.58 | 7.32% |
| Bote vinculado al Dólar 07/2023 | T2V3 | 31-jul-23 | 100.00% | 15,466.29 | -7.54% | -7.69% | 31-ene-23 | 0.00% | Sem. | 106.93% | 0.89 | \$ 685.00 | 14,578.57 | 6.09% |
| Bono Dual 09/2023 | TDS23 | 29-sep-23 | 100.00% | 15,886.57 | -8.05% | -8.01% | 29-sep-23 | 0.00% | - | 109.84% | 1.22 | \$ 4,817.00 | 14,464.26 | 9.83% |
| Bote vinculado al Dólar 04/2024 | TV24 | 30-abr-24 | 100.00% | 14,410.87 | 0.74% | 0.74% | 30-oct-22 | 0.40% | Sem. | 99.46% | 1.59 | \$ 1,278.00 | 13,217.07 | 9.03% |





DISCLAIMER

Este informe ha sido elaborado a título informativo. El presente NO debe ser tomado como una recomendación o instrucción, y no reviste carácter de ofertas de productos y/o servicios ni solicitud de orden de compra y/o venta. Banco CMF S.A. no será responsable por ningún error y/u omisión del contenido.