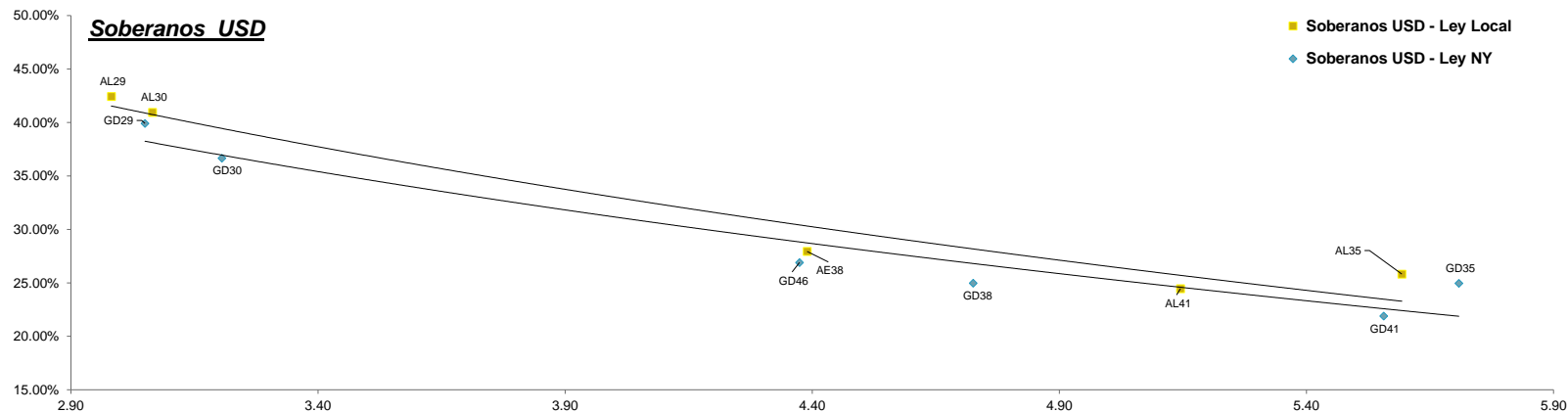


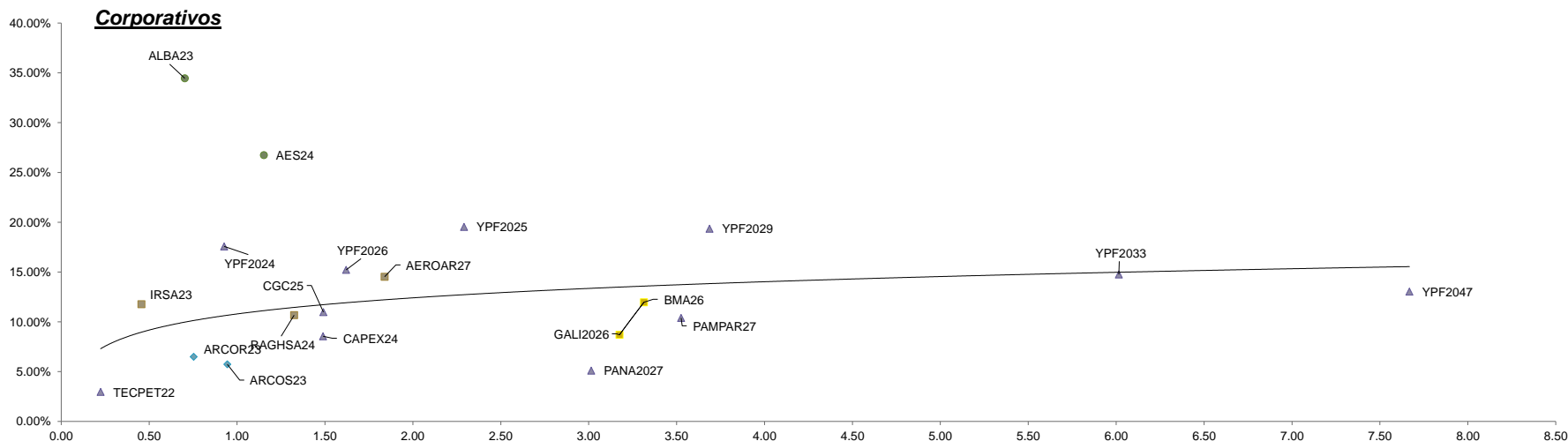
Fixed Income Research

| Bond | Ticker | Maturity | V.R. (%) | Price | TIR | TNA | Next coupon | Cupon | Frec | Parity | M Dur | Outstanding (MM) | 31/08 | MTD |
|---------------------------------------|----------------|------------------|----------------|--------------|---------------|---------------|------------------|----------------|-------------|---------------|-------------|------------------|--------------|---------------|
| Soberanos USD | | | | | | | | | | | | | | |
| Bonos Intern. 2029 Ley N.Y. - Step up | GD29 | 09-jul-29 | 100.00% | 23.71 | 43.89% | 39.91% | 09-ene-23 | 1.000% | Sem. | 23.86% | 3.05 | \$ 2,635.03 | 23.38 | 1.41% |
| Bonos Intern. 2030 Ley N.Y. - Step up | GD30 | 09-jul-30 | 100.00% | 24.31 | 40.02% | 36.66% | 09-ene-23 | 0.500% | Sem. | 24.39% | 3.21 | \$ 16,090.61 | 24.05 | 1.08% |
| Bonos Intern. 2035 Ley N.Y. - Step up | GD35 | 09-jul-35 | 100.00% | 22.47 | 26.51% | 24.96% | 09-ene-23 | 1.500% | Sem. | 22.71% | 5.71 | \$ 20,501.72 | 22.67 | -0.88% |
| Bonos Intern. 2038 Ley N.Y. - Step up | GD38 | 09-ene-38 | 100.00% | 28.45 | 26.52% | 24.96% | 09-ene-23 | 3.875% | Sem. | 29.01% | 4.73 | \$ 11,405.07 | 28.27 | 0.64% |
| Bonos Intern. 2041 Ley N.Y. - Step up | GD41 | 09-jul-41 | 100.00% | 26.33 | 23.09% | 21.89% | 09-ene-23 | 3.500% | Sem. | 26.85% | 5.56 | \$ 10,482.11 | 26.39 | -0.23% |
| Bonos Intern. 2046 Ley N.Y. - Step up | GD46 | 09-jul-46 | 100.00% | 22.75 | 28.71% | 26.90% | 09-ene-23 | 1.500% | Sem. | 22.98% | 4.37 | \$ 2,092.00 | 23.03 | -1.22% |
| BONAR 2029 - step up | AL29 | 09-jul-29 | 100.00% | 22.16 | 46.94% | 42.44% | 09-ene-23 | 1.000% | Sem. | 22.12% | 2.98 | \$ 2,194.28 | 21.99 | 0.77% |
| BONAR 2030 - step up | AL30 | 09-jul-30 | 100.00% | 21.35 | 45.13% | 40.94% | 09-ene-23 | 0.500% | Sem. | 21.33% | 3.07 | \$ 13,517.56 | 21.09 | 1.23% |
| BONAR 2035 - step up | AL35 | 09-jul-35 | 100.00% | 21.69 | 27.49% | 25.82% | 09-ene-23 | 1.500% | Sem. | 21.62% | 5.59 | \$ 19,069.87 | 21.75 | -0.28% |
| BONAR 2038 - step up | AE38 | 09-ene-38 | 100.00% | 25.53 | 29.89% | 27.94% | 09-ene-23 | 3.875% | Sem. | 25.33% | 4.39 | \$ 7,216.66 | 25.66 | -0.51% |
| BONAR 2041 - step up | AL41 | 09-jul-41 | 100.00% | 23.58 | 25.95% | 24.45% | 09-ene-23 | 3.500% | Sem. | 23.41% | 5.15 | \$ 1,500.11 | 23.85 | -1.13% |
| Soberanos Euros | | | | | | | | | | | | | | |
| Bonos Intern. 2029 Euros - Step up | GE29 | 09-jul-29 | 100.00% | 22.30 | 44.64% | 40.53% | 09-ene-23 | 0.500% | Sem. | 22.38% | 3.11 | \$ 90.39 | 22.68 | -1.68% |
| Bonos Intern. 2030 Euros - Step up | GE30 | 09-jul-30 | 100.00% | 22.25 | 41.31% | 37.75% | 09-ene-23 | 0.125% | Sem. | 22.27% | 3.23 | \$ 1,165.59 | 22.31 | -0.27% |
| Bonos Intern. 2035 Euros - Step up | GE35 | 09-jul-35 | 100.00% | 20.50 | 26.11% | 24.60% | 09-ene-23 | 0.875% | Sem. | 20.64% | 6.07 | \$ 298.80 | 20.49 | 0.05% |
| Bonos Intern. 2038 Euros - Step up | GE38 | 09-ene-38 | 100.00% | 24.07 | 28.20% | 26.46% | 09-ene-23 | 3.000% | Sem. | 24.53% | 4.74 | \$ 809.34 | 23.98 | 0.38% |
| Bonos Intern. 2041 Euros - Step up | GE41 | 09-jul-41 | 100.00% | 22.76 | 24.27% | 22.96% | 09-ene-23 | 2.750% | Sem. | 23.19% | 5.62 | \$ 1,572.60 | 22.67 | 0.40% |
| Bonos Intern. 2046 Euros - Step up | GE46 | 09-jul-46 | 100.00% | 20.69 | 28.83% | 27.00% | 09-ene-23 | 0.875% | Sem. | 20.83% | 4.51 | \$ 248.13 | 20.87 | -0.86% |
| Provinciales | | | | | | | | | | | | | | |
| Buenos Aires 2037A | BA37D | 01-sep-37 | 100.00% | 35.85 | 27.84% | 26.13% | 01-mar-23 | 6.625% | Sem. | 35.78% | 3.94 | \$ 6,200.00 | 35.16 | 1.96% |
| Buenos Aires 2037B | BB37D | 01-sep-37 | 100.00% | 29.62 | 25.38% | 23.94% | 01-mar-23 | 5.875% | Sem. | 29.57% | 5.18 | \$ 770.00 | 28.70 | 3.21% |
| Buenos Aires 2037C | BC37D | 01-sep-37 | 100.00% | 28.02 | 24.95% | 23.56% | 01-mar-23 | 5.250% | Sem. | 27.98% | 5.38 | \$ 150.00 | 26.38 | 6.22% |
| Ciudad de Bs. As. 2027 | CABA27 | 01-jun-27 | 100.00% | 89.20 | 11.46% | 11.15% | 01-dic-22 | 7.500% | Sem. | 89.44% | 2.99 | \$ 890.00 | 88.04 | 1.32% |
| Cordoba 2025 | PDCAR25 | 10-dic-25 | 100.00% | 77.04 | 23.57% | 22.33% | 10-dic-22 | 3.000% | Sem. | 77.48% | 1.54 | \$ 679.00 | 76.20 | 1.10% |
| Cordoba 2027 | PDCAR27 | 01-jun-27 | 100.00% | 65.39 | 21.16% | 20.14% | 01-dic-22 | 3.000% | Sem. | 66.12% | 2.96 | \$ 494.00 | 64.16 | 1.92% |
| Cordoba 2029 | PDCAR29 | 01-feb-29 | 100.00% | 61.72 | 18.80% | 17.99% | 01-feb-23 | 3.000% | Sem. | 62.08% | 4.02 | \$ 433.00 | 61.46 | 0.42% |
| Ciudad de Córdoba 2027 | COROA27 | 29-sep-27 | 100.00% | 61.80 | 26.54% | 24.98% | 29-sep-22 | Step-up | Sem. | 62.62% | 2.33 | \$ 22.15 | 55.84 | 10.67% |
| Mendoza 2029 | PMM29 | 19-mar-29 | 100.00% | 71.06 | 18.45% | 17.67% | 19-mar-23 | 2.750% | Sem. | 71.06% | 2.56 | \$ 562.00 | 69.76 | 1.86% |
| Chubut 2026 | BOGAR26 | 26-jul-26 | 66.67% | 77.36 | 25.41% | 23.29% | 26-oct-22 | 7.750% | Trim. | 77.63% | 1.51 | \$ 433.33 | 77.08 | 0.36% |
| Neuquen 2030 abr | NEU30A | 27-abr-30 | 100.00% | 64.58 | 20.07% | 19.15% | 27-oct-22 | 2.500% | Sem. | 65.23% | 3.13 | \$ 366.00 | 61.69 | 4.68% |
| Neuquen 2030 may | NEU30M | 12-may-30 | 95.50% | 91.42 | 12.05% | 11.55% | 12-nov-22 | 5.170% | Sem. | 91.50% | 2.95 | \$ 343.30 | 92.05 | -0.68% |
| Santa Fe 2023 | SFE23 | 23-mar-23 | 50.00% | 93.39 | 22.55% | 21.41% | 23-sep-22 | 7.000% | Sem. | 93.61% | 0.44 | \$ 125.00 | 94.00 | -0.65% |
| Santa Fe 2027 | SFE27 | 01-nov-27 | 100.00% | 72.84 | 16.91% | 16.25% | 01-nov-22 | 6.900% | Sem. | 73.56% | 3.12 | \$ 250.00 | 72.96 | -0.16% |
| Rio Negro 2028 | PRN28 | 10-mar-28 | 100.00% | 60.20 | 26.99% | 25.38% | 10-mar-23 | 2.750% | Sem. | 60.27% | 2.47 | \$ 225.00 | 61.08 | -1.44% |
| Tierra del fuego 2027 | FUE27 | 17-abr-27 | 64.00% | 90.08 | 14.67% | 13.93% | 17-oct-22 | 8.950% | Trim. | 90.24% | 2.00 | \$ 131.28 | 85.70 | 5.11% |



Fixed Income Research

| Bond | Ticker | Maturity | V.R. (%) | Price | TIR | TNA | Next coupon | Cupon | Frec | Parity | M Dur | Outstanding (MM) | 31/08 | MTD |
|------------------------------|----------|-----------|----------|--------|--------|--------|-------------|--------|------|---------|-------|------------------|--------|--------|
| Corporativos | | | | | | | | | | | | | | |
| Alimentos y bebidas | | | | | | | | | | | | | | |
| Arcor 2023 | ARCOR23 | 06-jul-23 | 100.00% | 99.60 | 6.59% | 6.49% | 06-ene-23 | 6.000% | Sem. | 99.61% | 0.75 | \$ 500.00 | 100.30 | -0.70% |
| Arcos dorados 2023 | ARCOS23 | 27-sep-23 | 100.00% | 100.80 | 5.81% | 5.73% | 27-sep-22 | 6.625% | Sem. | 100.77% | 0.94 | \$ 348.47 | 101.00 | -0.20% |
| Bancos | | | | | | | | | | | | | | |
| Galicia 2026 | GALI2026 | 19-jul-26 | 100.00% | 98.50 | 8.89% | 8.70% | 19-ene-23 | 8.250% | Sem. | 98.52% | 3.17 | \$ 250.00 | 94.90 | 3.79% |
| Banco Macro 2026 | BMA26 | 04-nov-26 | 100.00% | 83.30 | 12.33% | 11.97% | 04-nov-22 | 6.750% | Sem. | 83.72% | 3.31 | \$ 400.00 | 81.00 | 2.84% |
| Petróleo y Gas | | | | | | | | | | | | | | |
| Capex 2024 | CAPEX24 | 15-may-24 | 100.00% | 97.40 | 8.73% | 8.55% | 15-nov-22 | 6.875% | Sem. | 97.46% | 1.49 | \$ 300.00 | 97.10 | 0.31% |
| Cia Gral de Combustible 2025 | CGC25 | 08-mar-25 | 86.70% | 97.80 | 11.28% | 10.98% | 08-mar-23 | 9.500% | Sem. | 97.81% | 1.49 | \$ 260.10 | 97.50 | 0.31% |
| Panamerican Energy 2027 | PANA2027 | 30-abr-27 | 100.00% | 113.00 | 5.16% | 5.10% | 30-oct-22 | 9.125% | Sem. | 112.55% | 3.01 | \$ 300.00 | 114.10 | -0.96% |
| Pampa Energia 2027 | PAMPAR27 | 24-ene-27 | 100.00% | 90.00 | 10.66% | 10.39% | 24-ene-23 | 7.500% | Sem. | 90.12% | 3.53 | \$ 750.00 | 90.80 | -0.88% |
| Tecpetrol 2022 | TECPET22 | 12-dic-22 | 100.00% | 100.40 | 2.99% | 2.97% | 12-dic-22 | 4.875% | Sem. | 100.39% | 0.22 | \$ 500.00 | 100.10 | 0.30% |
| YPF 2024 | YPF2024 | 04-abr-24 | 70.00% | 91.50 | 18.35% | 17.58% | 04-oct-22 | 8.750% | Sem. | 91.84% | 0.93 | \$ 927.50 | 85.50 | 7.02% |
| YPF 2025 | YPF2025 | 28-jul-25 | 100.00% | 76.60 | 20.49% | 19.54% | 28-ene-23 | 8.500% | Sem. | 76.89% | 2.29 | \$ 1,500.00 | 72.10 | 6.24% |
| YPF2026 (Clase XVI) | YPF2026 | 12-feb-26 | 100.00% | 89.50 | 16.11% | 15.22% | 12-nov-22 | 4.000% | Sem. | 89.55% | 1.62 | \$ 775.31 | 87.30 | 2.52% |
| YPF2029 (Clase XVII) | YPF2029 | 30-jun-29 | 100.00% | 65.30 | 20.29% | 19.36% | 30-dic-22 | 9.000% | Sem. | 65.50% | 3.69 | \$ 747.00 | 62.80 | 3.98% |
| YPF2033 (Clase XVIII) | YPF2033 | 30-sep-33 | 100.00% | 58.40 | 15.30% | 14.76% | 30-sep-22 | 7.000% | Sem. | 58.70% | 6.02 | \$ 575.00 | 56.50 | 3.36% |
| YPF 2047 | YPF2047 | 15-dic-47 | 100.00% | 55.50 | 13.46% | 13.04% | 15-dic-22 | 7.000% | Sem. | 56.32% | 7.67 | \$ 750.00 | 54.70 | 1.46% |
| Utilidades | | | | | | | | | | | | | | |
| AES 2024 | AES24 | 02-feb-24 | 100.00% | 79.30 | 28.52% | 26.73% | 02-feb-23 | 7.750% | Sem. | 79.51% | 1.15 | \$ 300.00 | 79.10 | 0.25% |
| Albanesi 2023 | ALBA23 | 27-jul-23 | 100.00% | 82.90 | 37.42% | 34.45% | 27-ene-23 | 9.625% | Sem. | 83.14% | 0.70 | \$ 336.00 | 82.10 | 0.97% |
| Otros | | | | | | | | | | | | | | |
| Aeropuertos Argentina 2000 | AEROAR27 | 01-feb-27 | 75.00% | 86.20 | 15.34% | 14.53% | 01-nov-22 | 9.375% | Sem. | 86.33% | 1.84 | \$ 229.50 | 85.00 | 1.41% |
| IRSA 2023 | IRSA23 | 23-mar-23 | 100.00% | 98.50 | 12.11% | 11.77% | 23-sep-22 | 8.750% | Sem. | 98.56% | 0.46 | \$ 360.00 | 98.20 | 0.31% |
| Raghsa 2024 | RAGHSA24 | 21-mar-24 | 100.00% | 95.30 | 10.95% | 10.67% | 21-sep-22 | 7.250% | Sem. | 95.47% | 1.32 | \$ 119.73 | 95.00 | 0.32% |

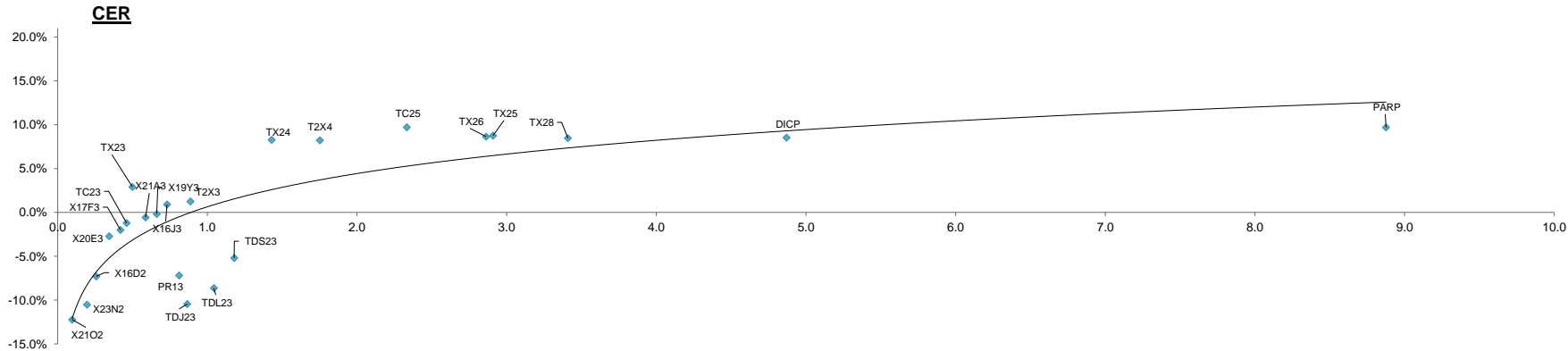


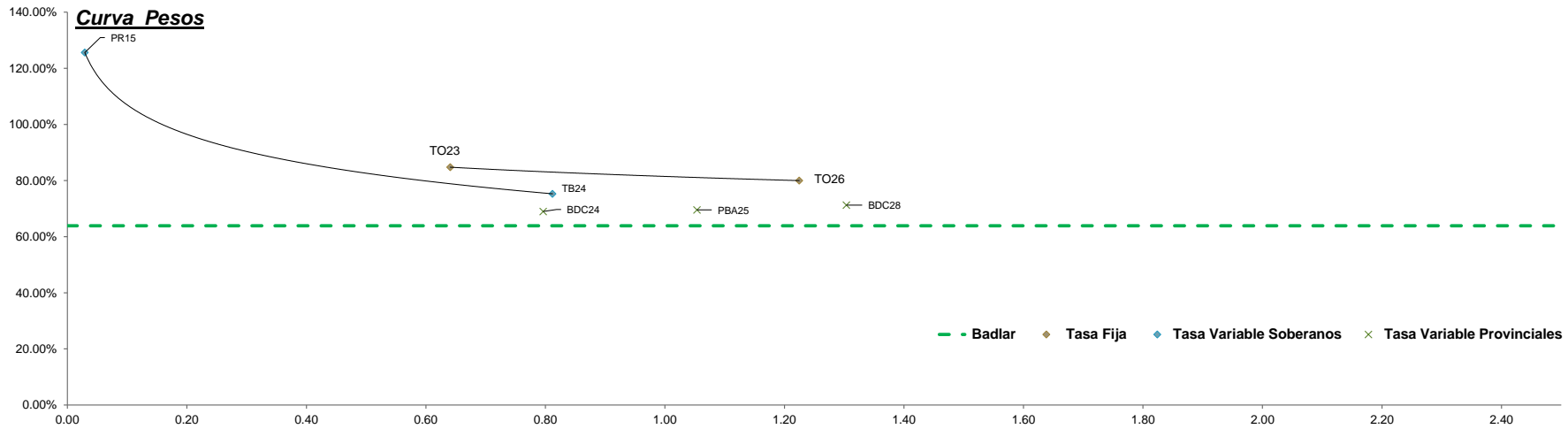
Fixed Income Research



| | |
|---------------|----------|
| Dólar | 143.5200 |
| Badlar Priv. | 63.8750% |
| Libor 90 días | 3.5271% |
| CER | 59.4965 |
| IPC Ago. | 7.0% |

| Bond | Ticker | Maturity | V.R. (%) | Price | TIR | TNA | Next coupon | Cupon | Frec | Parity | M Dur | Outstanding (MM) | 31/08 | MTD |
|-----------------------------------|--------|-----------|----------|-----------|---------|---------|-------------|-----------------|---------|---------|-------|------------------|-----------|--------|
| Ajustables por CER (%) | | | | | | | | | | | | | | |
| Lecer 10/2022 | X21O2 | 21-oct-22 | 100.00% | 153.76 | -11.57% | -12.23% | 21-oct-22 | Fijo 0% | - | 101.05% | 0.10 | \$ 292,247.00 | 148.65 | 3.43% |
| Lecer 11/2022 | X23N2 | 23-nov-22 | 100.00% | 118.83 | -10.07% | -10.52% | 23-nov-22 | Fijo 0% | - | 101.88% | 0.20 | \$ 59,427.00 | 114.76 | 3.55% |
| Lecer 12/2022 | X16D2 | 16-dic-22 | 100.00% | 143.80 | -7.10% | -7.30% | 16-dic-22 | Fijo 0% | - | 101.77% | 0.26 | \$ 218,814.00 | 139.16 | 3.33% |
| Lecer 01/2023 | X20E3 | 20-ene-23 | 100.00% | 149.68 | -2.69% | -2.71% | 20-ene-23 | Fijo 0% | - | 100.92% | 0.34 | \$ 257,000.00 | 144.69 | 3.45% |
| Lecer 02/2023 | X17F3 | 17-feb-23 | 100.00% | 144.23 | -1.99% | -2.00% | 17-feb-23 | Fijo 0% | - | 100.83% | 0.42 | \$ 236,721.00 | 139.99 | 3.03% |
| BONCER 2023 | TC23 | 06-mar-23 | 100.00% | 683.00 | -1.22% | -1.22% | 06-mar-23 | Fija 4% | Sem. | 102.41% | 0.46 | \$ 28,300.00 | 670.00 | 1.94% |
| Bono del Tesoro CER 2023 | TX23 | 25-mar-23 | 100.00% | 288.32 | 2.93% | 2.91% | 25-sep-22 | Fija 1.40% | Sem. | 99.24% | 0.50 | \$ 308,023.00 | 276.40 | 4.31% |
| Lecer 04/2023 | X21A3 | 21-abr-23 | 100.00% | 138.12 | -0.57% | -0.57% | 21-abr-23 | Fijo 0% | - | 100.34% | 0.59 | \$ 240,657.00 | 134.18 | 2.94% |
| Lecer 05/2023 | X19Y3 | 19-may-23 | 100.00% | 132.22 | -0.18% | -0.18% | 19-may-23 | Fijo 0% | - | 100.12% | 0.66 | \$ 236,204.00 | 127.64 | 3.59% |
| Lecer 06/2023 | X16J3 | 16-jun-23 | 100.00% | 104.50 | 0.91% | 0.91% | 16-jun-23 | Fijo 0% | - | 99.34% | 0.73 | \$ 102,217.00 | 99.90 | 4.60% |
| Bono Dual 06/2023 | TDJ23 | 30-jun-23 | 100.00% | 16,007.39 | -10.34% | -10.46% | 30-jun-23 | Fijo 2% | - | 110.51% | 0.87 | \$ 3,709.00 | 14,962.47 | 6.98% |
| Bono Dual 07/2023 | TDL23 | 31-jul-23 | 100.00% | 16,056.15 | -8.62% | -8.64% | 31-jul-23 | Fijo 2% | - | 111.06% | 1.04 | \$ 6,925.00 | 14,961.58 | 7.32% |
| Bono del Tesoro CER2 2023 | T2X3 | 13-ago-23 | 100.00% | 262.64 | 1.26% | 1.25% | 13-feb-23 | Fija 1.45% | Sem. | 100.17% | 0.89 | \$ 423,618.00 | 250.60 | 4.80% |
| Bono Dual 09/2023 | TDS23 | 29-sep-23 | 100.00% | 15,735.74 | -5.21% | -5.20% | 29-sep-23 | Fijo 2.25% | - | 108.84% | 1.18 | \$ 4,817.00 | 14,646.26 | 7.44% |
| Bocon Prov Serie 6° | PR13 | 15-mar-24 | 15.34% | 802.00 | -6.96% | -7.19% | 17-oct-22 | Fija 2% | Mensual | 107.89% | 0.81 | \$ 107,680.85 | 771.00 | 4.02% |
| Bono del Tesoro CER 2024 | TX24 | 25-mar-24 | 100.00% | 263.36 | 8.45% | 8.28% | 25-sep-22 | Fija 1.50% | Sem. | 90.60% | 1.43 | \$ 345,783.00 | 244.31 | 7.80% |
| Bono del Tesoro CER2 2024 | T2X4 | 26-jul-24 | 100.00% | 193.46 | 8.38% | 8.21% | 26-ene-23 | Fija 1.55% | Sem. | 88.79% | 1.75 | \$ 309,278.00 | 176.82 | 9.41% |
| BONCER 2025 | TC25 | 27-abr-25 | 100.00% | 569.41 | 9.93% | 9.70% | 27-oct-22 | Fija 4% | Sem. | 87.33% | 2.33 | \$ 29,907.80 | 532.00 | 7.03% |
| Bono del Tesoro CER 2025 | TX25 | 09-nov-25 | 100.00% | 103.00 | 8.94% | 8.75% | 09-nov-22 | Fija 1.80% | Sem. | 81.37% | 2.91 | \$ 48,154.00 | 97.50 | 5.64% |
| Bono del Tesoro CER 2026 | TX26 | 09-nov-26 | 100.00% | 213.85 | 8.82% | 8.64% | 09-nov-22 | Fija 2.00% | Sem. | 82.30% | 2.86 | \$ 178,343.00 | 198.99 | 7.47% |
| Bono del Tesoro CER 2028 | TX28 | 09-nov-28 | 100.00% | 208.75 | 8.65% | 8.47% | 09-nov-22 | Fija 2.25% | Sem. | 80.26% | 3.41 | \$ 66,421.32 | 195.50 | 6.78% |
| Discount \$ Ley Arg. | DICP | 31-dic-38 | 100.00% | 4,500.00 | 8.71% | 8.53% | 02-ene-23 | Fija 5.83% | Sem. | 87.51% | 4.87 | \$ 10,472.48 | 4,175.00 | 7.78% |
| PAR \$ Ley Arg. | PARP | 31-dic-38 | 100.00% | 1,940.00 | 9.93% | 9.69% | 30-sep-22 | 1.77% | Sem. | 48.14% | 8.88 | \$ 2,860.55 | 1,846.00 | 5.09% |
| Tasa Fija | | | | | | | | | | | | | | |
| Letra del Tesoro a Dcto. 30/09/22 | S30S2 | 30-sep-22 | 100.00% | 98.31 | 86.29% | 62.75% | 30-sep-22 | Fijo 0% | - | 98.31% | 0.02 | \$ 167,941.00 | 96.46 | 1.92% |
| Letra del Tesoro a Dcto. 31/10/22 | S31O2 | 31-oct-22 | 100.00% | 92.81 | 94.32% | 68.98% | 31-oct-22 | Fijo 0% | - | 92.81% | 0.07 | \$ 370,093.00 | 90.75 | 2.27% |
| Letra del Tesoro a Dcto. 30/11/22 | S30N2 | 30-nov-22 | 100.00% | 87.75 | 95.74% | 71.75% | 30-nov-22 | Fijo 0% | - | 87.75% | 0.11 | \$ 69,031.00 | 86.12 | 1.90% |
| Letra del Tesoro a Dcto. 16/12/22 | S16D2 | 16-dic-22 | 100.00% | 84.60 | 101.74% | 76.39% | 16-dic-22 | Fijo 0% | - | 84.60% | 0.14 | \$ 200,000.00 | 82.75 | 2.23% |
| Letra del Tesoro a Dcto. 30/12/22 | S30D2 | 30-dic-22 | 100.00% | 84.20 | 71.79% | 59.04% | 30-dic-22 | Fijo 0% | - | 84.20% | 0.20 | \$ 47,667.00 | 81.80 | 2.93% |
| Letra del Tesoro a Dcto. 31/01/23 | S31E3 | 31-ene-23 | 100.00% | 77.63 | 100.35% | 79.08% | 31-ene-23 | Fijo 0% | - | 77.63% | 0.20 | \$ 61,161.00 | 77.50 | 0.17% |
| Bote 10/2023 | TO23 | 18-oct-23 | 100.00% | 63.50 | 102.69% | 84.74% | 17-oct-22 | Fija 16.00% | Sem. | 59.38% | 0.64 | \$ 64,150.35 | 64.45 | -1.47% |
| Bote 10/2026 | TO26 | 18-oct-26 | 100.00% | 31.00 | 95.96% | 79.97% | 17-oct-22 | Fija 15.50% | Sem. | 29.05% | 1.22 | \$ 96,569.71 | 30.50 | 1.64% |
| Bote Encaje 05/2027 | TY27P | 23-may-27 | 100.00% | 112.00 | 49.17% | 44.27% | 23-may-22 | Fija 43.25% | Sem. | 97.89% | 1.38 | \$ 466,053.00 | 106.55 | 5.11% |
| Tasa Variable | | | | | | | | | | | | | | |
| Bocon Prov Serie 8° | PR15 | 04-oct-22 | 13.00% | 24.86 | 198.12% | 125.60% | 04-oct-22 | Badlar | Trim. | 95.90% | 0.03 | \$ 531.44 | 24.27 | 2.43% |
| Bono del Tesoro Badlar 04/24 | TB24 | 18-abr-24 | 100.00% | 101.00 | 99.30% | 75.27% | 18-oct-22 | Badlar + 500pbs | Trim. | 90.81% | 0.81 | \$ 9,297.00 | 98.50 | 2.54% |
| Ciudad de Buenos Aires 2024 | BDC24 | 29-mar-24 | 100.00% | 111.78 | 88.94% | 68.97% | 29-sep-22 | Badlar + 325pbs | Trim. | 98.30% | 0.80 | \$ 43,603.35 | 110.75 | 0.93% |
| Ciudad de Buenos Aires 2028 | BDC28 | 22-feb-28 | 100.00% | 100.00 | 92.61% | 71.23% | 22-nov-22 | Badlar + 375pbs | Trim. | 94.91% | 1.30 | \$ 13,262.47 | 100.00 | 0.00% |
| Provincia de Buenos Aires 2025 | PBA25 | 12-abr-25 | 100.00% | 102.76 | 89.87% | 69.54% | 12-oct-22 | Badlar + 375pbs | Trim. | 91.85% | 1.05 | \$ 30,000.00 | 98.40 | 4.43% |
| Dólar Linked | | | | | | | | | | | | | | |
| Bote vinculado al Dólar 11/2022 | T2V2 | 30-nov-22 | 100.00% | 15,064.20 | -21.64% | -22.96% | 30-nov-22 | 0.20% | Sem. | 104.90% | 0.22 | \$ 1,614.00 | 14,961.41 | 0.69% |
| Bote vinculado al Dólar 04/2023 | TV23 | 28-abr-23 | 100.00% | 15,274.90 | -9.38% | -9.62% | 28-oct-22 | 0.30% | Sem. | 106.30% | 0.63 | \$ 2,222.00 | 14,721.73 | 3.76% |
| Bono Dual 06/2023 | TDJ23 | 30-jun-23 | 100.00% | 16,007.39 | -13.13% | -13.34% | 30-jun-23 | 0.00% | - | 111.53% | 0.89 | \$ 3,709.00 | 14,962.47 | 6.98% |
| Bono Dual 07/2023 | TDL23 | 31-jul-23 | 100.00% | 16,056.15 | -11.10% | -11.13% | 31-jul-23 | 0.00% | - | 111.87% | 1.07 | \$ 6,925.00 | 14,961.58 | 7.32% |
| Bote vinculado al Dólar 07/2023 | T2V3 | 31-jul-23 | 100.00% | 15,439.21 | -8.14% | -8.31% | 31-ene-23 | 0.00% | Sem. | 107.58% | 0.90 | \$ 685.00 | 14,578.57 | 5.90% |
| Bono Dual 09/2023 | TDS23 | 29-sep-23 | 100.00% | 15,735.74 | -7.90% | -7.87% | 29-sep-23 | 0.00% | - | 109.64% | 1.21 | \$ 4,817.00 | 14,464.26 | 8.79% |
| Bote vinculado al Dólar 04/2024 | TV24 | 30-abr-24 | 100.00% | 14,037.10 | 1.91% | 1.90% | 30-oct-22 | 0.40% | Sem. | 97.64% | 1.59 | \$ 1,278.00 | 13,217.07 | 6.20% |





DISCLAIMER

Este informe ha sido elaborado a título informativo. El presente NO debe ser tomado como una recomendación o instrucción, y no reviste carácter de ofertas de productos y/o servicios ni solicitud de orden de compra y/o venta. Banco CMF S.A. no será responsable por ningún error y/u omisión del contenido.