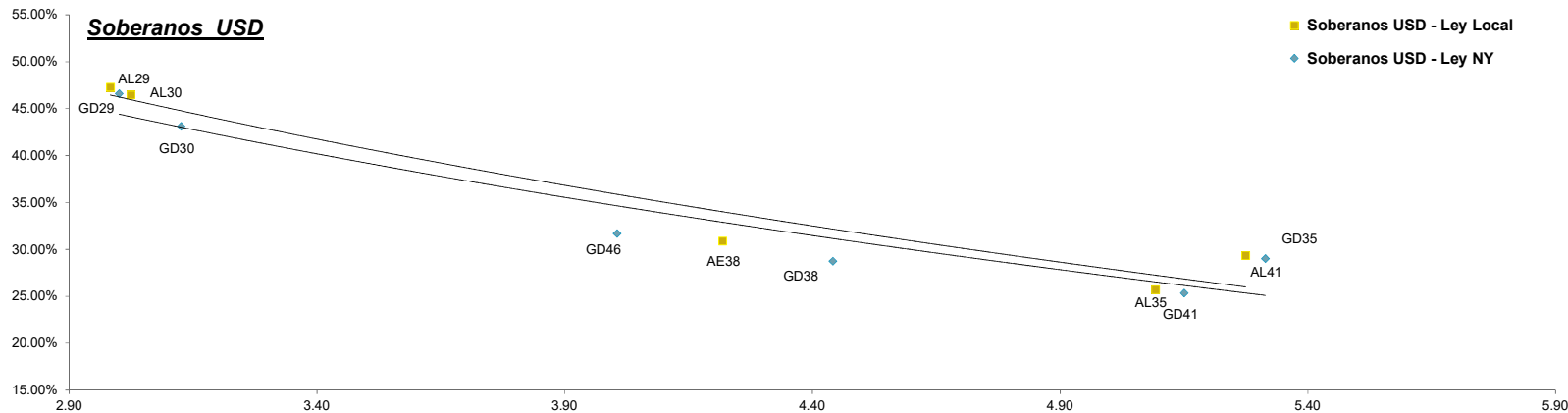


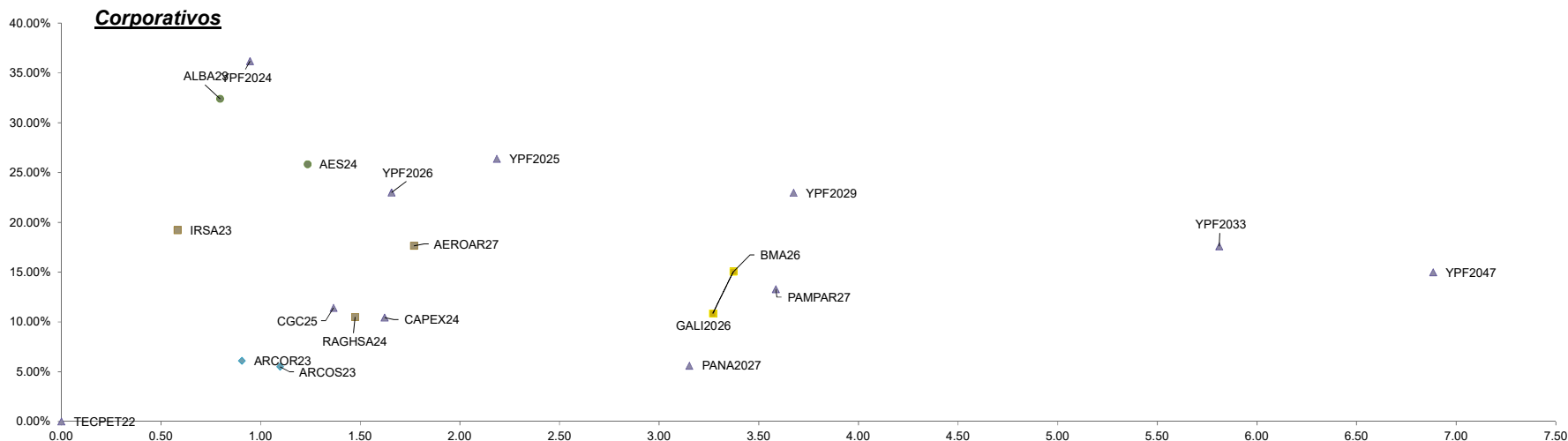
Fixed Income Research

| Bond | Ticker | Maturity | V.R. (%) | Price | TIR | TNA | Next coupon | Cupon | Frec | Parity | M Dur | Outstanding (MM) | 30/06 | MTD |
|---------------------------------------|---------|-----------|----------|-------|--------|--------|-------------|--------|-------|--------|-------|------------------|-------|---------|
| Soberanos USD | | | | | | | | | | | | | | |
| Bonos Intern. 2029 Ley N.Y. - Step up | GD29 | 09-jul-29 | 100.00% | 18.33 | 52.03% | 46.60% | 09-ene-23 | 1.000% | Sem. | 18.37% | 3.00 | \$ 2,635.03 | 23.18 | -20.92% |
| Bonos Intern. 2030 Ley N.Y. - Step up | GD30 | 09-jul-30 | 100.00% | 18.78 | 47.77% | 43.12% | 09-ene-23 | 0.500% | Sem. | 18.80% | 3.13 | \$ 16,090.61 | 23.69 | -20.73% |
| Bonos Intern. 2035 Ley N.Y. - Step up | GD35 | 09-jul-35 | 100.00% | 17.44 | 31.12% | 29.01% | 09-ene-23 | 1.500% | Sem. | 17.50% | 5.31 | \$ 20,501.72 | 22.04 | -20.87% |
| Bonos Intern. 2038 Ley N.Y. - Step up | GD38 | 09-ene-38 | 100.00% | 23.48 | 30.80% | 28.73% | 09-ene-23 | 3.875% | Sem. | 23.61% | 4.44 | \$ 11,405.07 | 29.13 | -19.40% |
| Bonos Intern. 2041 Ley N.Y. - Step up | GD41 | 09-jul-41 | 100.00% | 21.57 | 26.94% | 25.33% | 09-ene-23 | 3.500% | Sem. | 21.69% | 5.15 | \$ 10,482.11 | 27.08 | -20.35% |
| Bonos Intern. 2046 Ley N.Y. - Step up | GD46 | 09-jul-46 | 100.00% | 18.02 | 34.20% | 31.69% | 09-ene-23 | 1.500% | Sem. | 18.07% | 4.01 | \$ 2,092.00 | 22.76 | -20.83% |
| BONAR 2029 - step up | AL29 | 09-jul-29 | 100.00% | 18.00 | 52.88% | 47.29% | 09-ene-23 | 1.000% | Sem. | 17.99% | 2.98 | \$ 2,194.28 | 21.99 | -18.14% |
| BONAR 2030 - step up | AL30 | 09-jul-30 | 100.00% | 16.97 | 51.85% | 46.45% | 09-ene-23 | 0.500% | Sem. | 16.97% | 3.02 | \$ 13,517.56 | 21.25 | -20.14% |
| BONAR 2035 - step up | AL35 | 09-jul-35 | 100.00% | 17.22 | 31.47% | 29.32% | 09-ene-23 | 1.500% | Sem. | 17.21% | 5.27 | \$ 19,069.87 | 21.29 | -19.12% |
| BONAR 2038 - step up | AE38 | 09-ene-38 | 100.00% | 21.55 | 33.27% | 30.88% | 09-ene-23 | 3.875% | Sem. | 21.51% | 4.22 | \$ 7,216.66 | 26.38 | -18.31% |
| BONAR 2041 - step up | AL41 | 09-jul-41 | 100.00% | 21.30 | 27.37% | 25.72% | 09-ene-23 | 3.500% | Sem. | 21.27% | 5.09 | \$ 1,500.11 | 26.06 | -18.27% |
| Soberanos Euros | | | | | | | | | | | | | | |
| Bonos Intern. 2029 Euros - Step up | GE29 | 09-jul-29 | 100.00% | 20.11 | 46.49% | 42.06% | 09-ene-23 | 0.500% | Sem. | 20.13% | 3.20 | \$ 90.39 | 22.92 | -12.26% |
| Bonos Intern. 2030 Euros - Step up | GE30 | 09-jul-30 | 100.00% | 19.02 | 45.06% | 40.88% | 09-ene-23 | 0.125% | Sem. | 19.02% | 3.26 | \$ 1,165.59 | 21.39 | -11.08% |
| Bonos Intern. 2035 Euros - Step up | GE35 | 09-jul-35 | 100.00% | 18.43 | 27.52% | 25.85% | 09-ene-23 | 0.875% | Sem. | 18.46% | 6.04 | \$ 298.80 | 19.72 | -6.54% |
| Bonos Intern. 2038 Euros - Step up | GE38 | 09-ene-38 | 100.00% | 22.09 | 29.77% | 27.83% | 09-ene-23 | 3.000% | Sem. | 22.19% | 4.73 | \$ 809.34 | 23.39 | -5.56% |
| Bonos Intern. 2041 Euros - Step up | GE41 | 09-jul-41 | 100.00% | 20.24 | 26.30% | 24.76% | 09-ene-23 | 2.750% | Sem. | 20.34% | 5.48 | \$ 1,572.60 | 21.93 | -7.71% |
| Bonos Intern. 2046 Euros - Step up | GE46 | 09-jul-46 | 100.00% | 19.05 | 30.05% | 28.08% | 09-ene-23 | 0.875% | Sem. | 19.08% | 4.53 | \$ 248.13 | 19.75 | -3.54% |
| Provinciales | | | | | | | | | | | | | | |
| Buenos Aires 2037A | BA37D | 01-sep-37 | 100.00% | 26.41 | 38.55% | 35.42% | 01-sep-22 | 6.625% | Sem. | 26.00% | 3.09 | \$ 6,200.00 | 30.76 | -14.14% |
| Buenos Aires 2037B | BB37D | 01-sep-37 | 100.00% | 27.21 | 27.86% | 26.15% | 01-sep-22 | 5.875% | Sem. | 26.83% | 4.71 | \$ 770.00 | 28.74 | -5.32% |
| Buenos Aires 2037C | BC37D | 01-sep-37 | 100.00% | 24.15 | 28.71% | 26.90% | 01-sep-22 | 5.250% | Sem. | 23.86% | 4.76 | \$ 150.00 | 25.40 | -4.92% |
| Ciudad de Bs. As. 2027 | CABA27 | 01-jun-27 | 100.00% | 77.90 | 15.95% | 15.36% | 01-dic-22 | 7.500% | Sem. | 78.15% | 3.02 | \$ 890.00 | 84.68 | -8.01% |
| Cordoba 2025 | PDCAR25 | 10-dic-25 | 100.00% | 77.98 | 21.53% | 20.48% | 10-dic-22 | 3.000% | Sem. | 78.17% | 1.71 | \$ 679.00 | 78.39 | -0.52% |
| Cordoba 2027 | PDCAR27 | 01-jun-27 | 100.00% | 55.83 | 26.35% | 24.81% | 01-dic-22 | 3.000% | Sem. | 56.29% | 2.98 | \$ 494.00 | 65.44 | -14.69% |
| Cordoba 2029 | PDCAR29 | 01-feb-29 | 100.00% | 54.81 | 21.70% | 20.64% | 01-ago-22 | 3.000% | Sem. | 55.88% | 3.86 | \$ 433.00 | 65.16 | -15.88% |
| Mendoza 2029 | PMM29 | 19-mar-29 | 100.00% | 59.78 | 25.09% | 23.69% | 19-sep-22 | 2.750% | Sem. | 60.38% | 2.40 | \$ 562.00 | 63.79 | -6.29% |
| Chubut 2026 | BOGAR26 | 26-jul-26 | 70.83% | 80.81 | 22.00% | 20.39% | 26-jul-22 | 7.750% | Trim. | 81.17% | 1.54 | \$ 460.42 | 81.03 | -0.27% |
| Neuquen 2030 abr | NEU30A | 27-abr-30 | 100.00% | 51.39 | 27.43% | 25.77% | 27-oct-22 | 2.500% | Sem. | 51.94% | 2.98 | \$ 366.00 | 57.90 | -11.24% |
| Neuquen 2030 may | NEU30M | 12-may-30 | 96.75% | 87.08 | 13.74% | 13.09% | 12-ago-22 | 5.170% | Sem. | 87.31% | 2.91 | \$ 347.79 | 88.77 | -1.90% |
| Santa Fe 2023 | SFE23 | 23-mar-23 | 50.00% | 91.41 | 22.67% | 21.51% | 23-sep-22 | 7.000% | Sem. | 91.61% | 0.58 | \$ 125.00 | 94.72 | -3.49% |
| Santa Fe 2027 | SFE27 | 01-nov-27 | 100.00% | 72.24 | 16.86% | 16.20% | 01-nov-22 | 6.900% | Sem. | 72.69% | 3.27 | \$ 250.00 | 75.88 | -4.80% |
| Rio Negro 2028 | PRN28 | 10-mar-28 | 100.00% | 60.74 | 25.50% | 24.06% | 10-sep-22 | 2.750% | Sem. | 61.46% | 2.55 | \$ 225.00 | 61.91 | -1.89% |
| Tierra del fuego 2027 | FUE27 | 17-abr-27 | 64.00% | 80.46 | 20.45% | 19.04% | 17-oct-22 | 8.950% | Trim. | 80.50% | 2.03 | \$ 131.28 | 84.82 | -5.14% |



Fixed Income Research

| Bond | Ticker | Maturity | V.R. (%) | Price | TIR | TNA | Next coupon | Cupon | Frec | Parity | M Dur | Outstanding (MM) | 30/06 | MTD |
|------------------------------|----------|-----------|----------|--------|--------|--------|-------------|--------|------|---------|--------|------------------|--------|--------|
| Corporativos | | | | | | | | | | | | | | |
| Alimentos y bebidas | | | | | | | | | | | | | | |
| Arcor 2023 | ARCOR23 | 06-jul-23 | 100.00% | 99.90 | 6.19% | 6.10% | 06-ene-23 | 6.000% | Sem. | 99.90% | 0.91 | \$ 500.00 | 100.00 | -0.10% |
| Arcos dorados 2023 | ARCOS23 | 27-sep-23 | 100.00% | 101.20 | 5.57% | 5.50% | 27-sep-22 | 6.625% | Sem. | 101.17% | 1.10 | \$ 348.47 | 101.90 | -0.69% |
| Bancos | | | | | | | | | | | | | | |
| Galicia 2026 | GALI2026 | 19-jul-26 | 100.00% | 91.70 | 11.16% | 10.86% | 19-ene-23 | 8.250% | Sem. | 91.71% | 3.27 | \$ 250.00 | 93.20 | -1.61% |
| Banco Macro 2026 | BMA26 | 04-nov-26 | 100.00% | 74.40 | 15.61% | 15.05% | 04-nov-22 | 6.750% | Sem. | 74.79% | 3.37 | \$ 400.00 | 81.20 | -8.37% |
| Petróleo y Gas | | | | | | | | | | | | | | |
| Capex 2024 | CAPEX24 | 15-may-24 | 100.00% | 94.20 | 10.71% | 10.44% | 15-nov-22 | 6.875% | Sem. | 94.28% | 1.62 | \$ 300.00 | 95.80 | -1.67% |
| Cia Gral de Combustible 2025 | CGC25 | 08-mar-25 | 100.00% | 97.20 | 11.74% | 11.41% | 08-sep-22 | 9.500% | Sem. | 97.30% | 1.37 | \$ 300.00 | 98.30 | -1.12% |
| Panamerican Energy 2027 | PANA2027 | 30-abr-27 | 100.00% | 111.70 | 5.68% | 5.60% | 30-oct-22 | 9.125% | Sem. | 111.45% | 3.15 | \$ 300.00 | 110.80 | 0.81% |
| Pampa Energia 2027 | PAMPAR27 | 24-ene-27 | 100.00% | 80.80 | 13.73% | 13.29% | 24-ene-23 | 7.500% | Sem. | 80.80% | 3.59 | \$ 750.00 | 82.10 | -1.58% |
| Tecpetrol 2022 | TECPET22 | 12-dic-22 | 100.00% | 102.00 | -0.37% | #jNUM! | 12-dic-22 | 4.875% | Sem. | 101.99% | #jNUM! | \$ 500.00 | 101.90 | 0.10% |
| YPF 2024 | YPF2024 | 04-abr-24 | 70.00% | 74.50 | 39.45% | 36.18% | 04-oct-22 | 8.750% | Sem. | 75.18% | 0.95 | \$ 927.50 | 81.90 | -9.04% |
| YPF 2025 | YPF2025 | 28-jul-25 | 100.00% | 64.30 | 28.13% | 26.39% | 28-jul-22 | 8.500% | Sem. | 65.74% | 2.19 | \$ 1,500.00 | 68.20 | -5.72% |
| YPF2026 (Clase XVI) | YPF2026 | 12-feb-26 | 100.00% | 77.00 | 25.06% | 23.00% | 12-ago-22 | 4.000% | Sem. | 77.19% | 1.66 | \$ 775.31 | 78.00 | -1.28% |
| YPF2029 (Clase XVII) | YPF2029 | 30-jun-29 | 100.00% | 55.70 | 24.29% | 22.97% | 30-dic-22 | 9.000% | Sem. | 55.78% | 3.67 | \$ 747.00 | 58.70 | -5.11% |
| YPF2033 (Clase XVIII) | YPF2033 | 30-sep-33 | 100.00% | 48.30 | 18.37% | 17.60% | 30-sep-22 | 7.000% | Sem. | 48.55% | 5.81 | \$ 575.00 | 49.10 | -1.63% |
| YPF 2047 | YPF2047 | 15-dic-47 | 100.00% | 48.00 | 15.55% | 14.98% | 15-dic-22 | 7.000% | Sem. | 48.40% | 6.88 | \$ 750.00 | 49.70 | -3.42% |
| Utilidades | | | | | | | | | | | | | | |
| AES 2024 | AES24 | 02-feb-24 | 100.00% | 78.30 | 27.50% | 25.83% | 02-ago-22 | 7.750% | Sem. | 79.07% | 1.24 | \$ 300.00 | 82.60 | -5.21% |
| Albanesi 2023 | ALBA23 | 27-jul-23 | 100.00% | 81.70 | 35.02% | 32.40% | 27-jul-22 | 9.625% | Sem. | 82.53% | 0.80 | \$ 336.00 | 87.60 | -6.74% |
| Otros | | | | | | | | | | | | | | |
| Aeropuertos Argentina 2000 | AEROAR27 | 01-feb-27 | 79.17% | 81.30 | 18.85% | 17.65% | 01-ago-22 | 9.375% | Sem. | 81.60% | 1.77 | \$ 242.25 | 84.70 | -4.01% |
| IRSA 2023 | IRSA23 | 23-mar-23 | 100.00% | 93.70 | 20.13% | 19.21% | 23-sep-22 | 8.750% | Sem. | 93.88% | 0.58 | \$ 360.00 | 93.80 | -0.11% |
| Raghsa 2024 | RAGHSA24 | 21-mar-24 | 100.00% | 95.10 | 10.77% | 10.50% | 21-sep-22 | 7.250% | Sem. | 95.22% | 1.47 | \$ 119.73 | 95.90 | -0.83% |



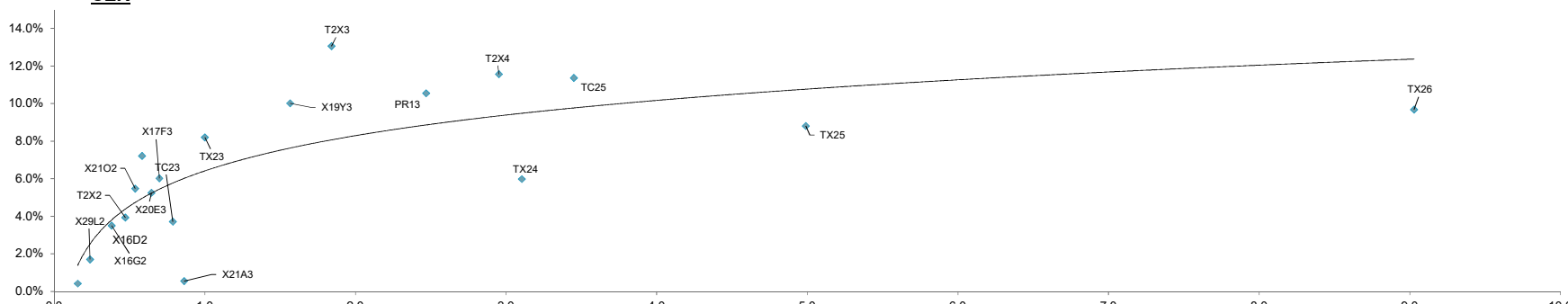
Fixed Income Research



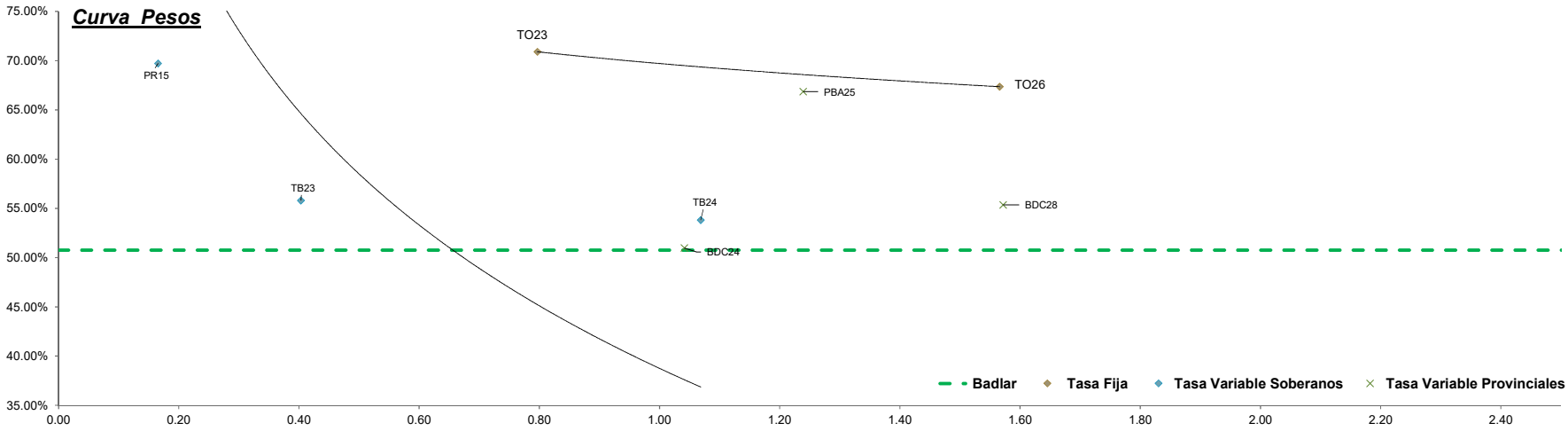
| Bond | Ticker | Maturity | V.R. (%) | Price | TIR | TNA | Next coupon | Cupon | Frec | Parity | M Dur | Outstanding (MM) | 30/06 | MTD |
|-----------------------------------|--------|-----------|----------|------------------|---------|---------|-------------|-------------------|---------|---------|-------|------------------|------------------|---------|
| Ajustables por CER (*) | | | | | | | | | | | | | 153.54 | |
| Lecer 07/2022 | X29L2 | 29-jul-22 | 100.00% | 156.78 | 153.43% | 93.47% | 29-jul-22 | Fijo 0% | - | 98.99% | 0.01 | \$ 152,000.00 | 136.50 | 14.86% |
| Lecer 08/2022 | X16G2 | 16-ago-22 | 100.00% | 139.69 | 23.21% | 21.01% | 16-ago-22 | Fijo 0% | - | 98.75% | 0.05 | \$ 209,403.00 | 239.00 | -41.55% |
| Bono del Tesoro CER2 2022 | T2X2 | 20-sep-22 | 100.00% | 248.25 | 0.42% | 0.42% | 20-sep-22 | Fija 1.30% | Sem. | 100.58% | 0.16 | \$ 366,426.00 | 131.22 | 89.18% |
| Lecer 10/2022 | X21O2 | 21-oct-22 | 100.00% | 135.89 | 1.72% | 1.70% | 21-oct-22 | Fijo 0% | - | 99.59% | 0.24 | \$ 228,151.00 | 98.91 | 37.39% |
| Lecer 12/2022 | X16D2 | 16-dic-22 | 100.00% | 124.99 | 3.54% | 3.50% | 16-dic-22 | Fijo 0% | - | 98.64% | 0.38 | \$ 218,814.00 | 119.99 | 4.17% |
| Lecer 01/2023 | X20E3 | 20-ene-23 | 100.00% | 130.50 | 3.97% | 3.93% | 20-ene-23 | Fijo 0% | - | 98.11% | 0.47 | \$ 257,000.00 | 123.81 | 5.40% |
| Lecer 02/2023 | X17F3 | 17-feb-23 | 100.00% | 124.42 | 5.54% | 5.48% | 17-feb-23 | Fijo 0% | - | 96.99% | 0.54 | \$ 236,721.00 | 117.69 | 5.71% |
| BONCER 2023 | TC23 | 06-mar-23 | 100.00% | 595.00 | 7.34% | 7.21% | 06-sep-22 | Fija 4% | Sem. | 98.11% | 0.58 | \$ 28,300.00 | 550.28 | 8.13% |
| Bono del Tesoro CER 2023 | TX23 | 25-mar-23 | 100.00% | 253.52 | 5.32% | 5.25% | 25-sep-22 | Fija 1.40% | Sem. | 97.52% | 0.65 | \$ 308,023.00 | 236.92 | 7.01% |
| Lecer 04/2023 | X21A3 | 21-abr-23 | 100.00% | 118.19 | 6.07% | 6.02% | 21-abr-23 | Fijo 0% | - | 95.74% | 0.70 | \$ 240,657.00 | 110.47 | 6.98% |
| Lecer 05/2023 | X19Y3 | 19-may-23 | 100.00% | 114.95 | 3.73% | 3.71% | 19-may-23 | Fijo 0% | - | 97.06% | 0.79 | \$ 236,204.00 | 104.62 | 9.88% |
| Bono del Tesoro CER2 2023 | T2X3 | 13-ago-23 | 100.00% | 220.61 | 8.37% | 8.20% | 13-ago-22 | Fija 1.45% | Sem. | 93.36% | 1.00 | \$ 423,618.00 | 202.40 | 9.00% |
| Bocon Prov Serie 6° | PR13 | 15-mar-24 | 17.00% | 750.00 | 0.55% | 0.55% | 15-ago-22 | Fija 2% | Mensual | 101.49% | 0.86 | \$ 119,333.41 | 738.50 | 1.56% |
| Bono del Tesoro CER 2024 | TX24 | 25-mar-24 | 100.00% | 226.93 | 10.26% | 10.01% | 25-sep-22 | Fija 1.50% | Sem. | 87.26% | 1.57 | \$ 345,783.00 | 199.64 | 13.67% |
| Bono del Tesoro CER2 2024 | T2X4 | 26-jul-24 | 100.00% | 157.92 | 13.49% | 13.06% | 26-jul-22 | Fija 1.55% | Sem. | 80.39% | 1.84 | \$ 309,278.00 | 132.11 | 19.54% |
| BONCER 2025 | TC25 | 27-abr-25 | 100.00% | 492.65 | 10.83% | 10.55% | 27-oct-22 | Fija 4% | Sem. | 84.78% | 2.47 | \$ 29,907.80 | 483.00 | 2.00% |
| Bono del Tesoro CER 2025 | TX25 | 09-nov-25 | 100.00% | 99.25 | 6.07% | 5.98% | 09-nov-22 | Fija 1.80% | Sem. | 87.68% | 3.10 | \$ 48,154.00 | 100.00 | -0.75% |
| Bono del Tesoro CER 2026 | TX26 | 09-nov-26 | 100.00% | 173.45 | 11.90% | 11.56% | 09-nov-22 | Fija 2.00% | Sem. | 74.67% | 2.95 | \$ 178,343.00 | 143.27 | 21.06% |
| Bono del Tesoro CER 2028 | TX28 | 09-nov-28 | 100.00% | 166.99 | 11.69% | 11.36% | 09-nov-22 | Fija 2.25% | Sem. | 71.85% | 3.45 | \$ 66,421.32 | 137.50 | 21.45% |
| Discount \$ Ley Arg. | DICP | 31-dic-33 | #N/A | 3,926.94 | 9.01% | 8.81% | 31-jul-45 | Fija 5.83% | Sem. | #N/A | 4.99 | #N/A | 3,270.00 | 20.09% |
| PAR \$ Ley Arg. | PARP | 31-dic-38 | 100.00% | 1,717.00 | 9.91% | 9.68% | 30-sep-22 | 1.77% | Sem. | 47.64% | 9.03 | \$ 2,860.55 | 1,462.00 | 17.44% |
| Tasa Fija | | | | | | | | | | | | | 96.60 | |
| Letra del Tesoro a Dcto. 29/07/22 | S29L2 | 29-jul-22 | 100.00% | 98.97 | 158.40% | 95.43% | 29-jul-22 | Fijo 0% | - | 98.97% | 0.01 | \$ 244,439.00 | 91.74 | 7.87% |
| Letra del Tesoro a Dcto. 31/08/22 | S31G2 | 31-ago-22 | 100.00% | 93.97 | 84.74% | 63.33% | 31-ago-22 | Fijo 0% | - | 93.97% | 0.06 | \$ 136,129.00 | 87.70 | 7.15% |
| Letra del Tesoro a Dcto. 30/09/22 | S30S2 | 30-sep-22 | 100.00% | 89.64 | 81.48% | 62.98% | 30-sep-22 | Fijo 0% | - | 89.64% | 0.11 | \$ 167,941.00 | 84.50 | 6.08% |
| Letra del Tesoro a Dcto. 31/10/22 | S31O2 | 31-oct-22 | 100.00% | 85.31 | 80.72% | 64.14% | 31-oct-22 | Fijo 0% | - | 85.31% | 0.16 | \$ 40,159.00 | 80.75 | 5.65% |
| Letra del Tesoro a Dcto. 30/11/22 | S30N2 | 30-nov-22 | 100.00% | 77.50 | 106.85% | 82.79% | 30-nov-22 | Fijo 0% | - | 77.50% | 0.19 | \$ 795.00 | 76.75 | 0.98% |
| Bote 10/2023 | TO23 | 18-oct-23 | 100.00% | 63.29 | 83.47% | 70.90% | 17-oct-22 | Fija 16.00% | Sem. | 60.62% | 0.80 | \$ 64,150.35 | 61.50 | 2.91% |
| Bote 10/2026 | TO26 | 18-oct-26 | 100.00% | 33.50 | 78.70% | 67.36% | 17-oct-22 | Fija 15.50% | Sem. | 32.13% | 1.57 | \$ 96,569.71 | 35.00 | -4.29% |
| Bote Encaje 05/2027 | TY27P | 23-may-27 | 100.00% | 100.00 | 53.39% | 47.70% | 23-nov-22 | Fija 43.25% | Sem. | 92.96% | 1.46 | \$ 466,053.00 | 104.50 | -4.31% |
| Tasa Variable | | | | | | | | | | | | | | |
| Bocon Prov Serie 8° | PR15 | 04-oct-22 | 13.00% | 22.70 | 90.16% | 69.72% | 04-oct-22 | Badlar | Trim. | 96.69% | 0.17 | \$ 531.44 | 22.68 | 0.09% |
| Lepase Agosto 2022 | SG162 | 16-ago-22 | 100.00% | 110.28 | 351.93% | 157.91% | 16-ago-22 | Pases 1d + 1400bp | - | 90.19% | 0.02 | \$ 31,192.00 | 112.85 | -2.28% |
| Bono del Tesoro Badlar 02/23 | TB23 | 06-feb-23 | 100.00% | 105.25 | 68.59% | 55.80% | 06-ago-22 | Badlar + 525pbs | Trim. | 95.74% | 0.40 | \$ 91,548.00 | 106.23 | -0.92% |
| Bono del Tesoro Badlar 04/24 | TB24 | 18-abr-24 | 100.00% | 103.00 | 65.68% | 53.81% | 18-oct-22 | Badlar + 500pbs | Trim. | 101.91% | 1.07 | \$ 9,297.00 | 107.00 | -3.74% |
| Ciudad de Buenos Aires 2024 | BDC24 | 29-mar-24 | 100.00% | 106.84 | 61.57% | 50.97% | 29-sep-22 | Badlar + 325pbs | Trim. | 102.88% | 1.04 | \$ 43,603.35 | 100.29 | 6.53% |
| Ciudad de Buenos Aires 2028 | BDC28 | 22-feb-28 | 100.00% | 107.15 | 67.94% | 55.35% | 22-ago-22 | Badlar + 375pbs | Trim. | 98.19% | 1.57 | \$ 13,262.47 | 99.25 | 7.96% |
| Provincia de Buenos Aires 2025 | PBA25 | 12-abr-25 | 100.00% | 86.65 | 85.57% | 66.86% | 12-oct-22 | Badlar + 375pbs | Trim. | 85.00% | 1.24 | \$ 30,000.00 | 98.96 | -12.44% |
| Dollar Linked | | | | | | | | | | | | | | |
| Bote vinculado al Dólar 11/2022 | T2V2 | 30-nov-22 | 100.00% | 13,693.89 | -14.33% | -14.88% | 30-nov-22 | 0.20% | Sem. | 105.65% | 0.38 | \$ 1,614.00 | 12,517.95 | 9.39% |
| Bote vinculado al Dólar 07/2023 | T2V3 | 31-jul-23 | 100.00% | 12,185.00 | -14.33% | 6.14% | 31-ene-23 | 0.00% | Sem. | 94.03% | 0.99 | \$ 9,600.00 | | |
| Bote vinculado al Dólar 04/2023 | TV23 | 28-abr-23 | 100.00% | 13,927.60 | -8.72% | -8.92% | 28-oct-22 | 0.30% | Sem. | 107.40% | 0.79 | \$ 2,222.00 | 12,034.07 | 15.73% |
| Bote vinculado al Dólar 04/2024 | TV24 | 30-abr-24 | 100.00% | 12,067.89 | 4.60% | 4.55% | 30-oct-22 | 0.40% | Sem. | 93.03% | 1.72 | \$ 1,278.00 | 10,689.36 | 12.90% |

| | |
|---------------|----------|
| Dólar | 129.5800 |
| Tasa Ref. | 52.0000% |
| Badlar Priv. | 50.7500% |
| Libor 90 días | 2.7590% |
| CER | 53.0176 |
| IPC May. | 5.1% |

CER



-2.0%



DISCLAIMER

Este informe ha sido elaborado a título informativo. El presente NO debe ser tomado como una recomendación o instrucción, y no reviste carácter de ofertas de productos y/o servicios ni solicitud de orden de compra y/o venta. Banco CMF S.A. no será responsable por ningún error y/u omisión del contenido.